

TOOLCO



INDUSTRIAL CORPORATION

Manufacturer of Router Bits in Marion, North Carolina - Since 1975

Solid Carbide Bits

Door Bits

Solid Carbide Spiral Bits

Solid Surface Bits

Solid Carbide for Plastics

Carbide Tipped Bits

Slot Cutters




www.toolcobits.com

TOOLCO INDUSTRIAL CORPORATION

produces a large line of slot cutters, carbide tipped router bits, solid surface bits and solid carbide router bits. We have been producing high quality tools since 1975 at our facility in Marion, North Carolina.

Toolco has been selling under private labels to national and international OEM tool and OEM equipment manufacturers. These national and international companies have sold our private label woodworking tools to nationwide home improvement stores, nationwide hardware stores and nationwide lumber stores in large volumes for many years. Our products are also sold to other distributors and catalog companies. These tools are used for industrial applications, furniture manufacturing, cabinet manufacturing, solid surface applications, professional woodworking applications, RV and Manufactured Home industries, and woodworking by hobbyists.



Toolco's mission is to maintain a commitment to provide quality products and dependable service at very affordable prices. Our long-time commitment to high standards in workmanship and service has led to long-term business relationship with our customers.

600+ SKUs of carbide tipped router bits and slot cutters. New tooling is continuously being developed to appear in future catalogs. We have the flexibility to provide the cutting tools that meet your needs at attractive prices.

We look forward to serving you!

Phone: **828-652-2273**
Fax: **828-625-1850**
Email: toolco@toolcobits.com

**Shipping Addresses:**

UPS:
106 INDUSTRIAL DR.
MARION, NC 28752

POST OFFICE:
P.O. BOX 996
MARION, NC 28752

NO PORTION OF THE CATALOG MAY BE REPRODUCED WITHOUT WRITTEN PERMISSION FROM TOOLCO INDUSTRIAL CORPORATION IN MARION, NC.

© 2010 TOOLCO INDUSTRIAL CORPORATION

Table of Contents

SOLID CARBIDE BITS

- 7° BEVEL TRIM 5
- FLUSH TRIM 5
- DADO BIT 5
- HOLE AND FLUSH TRIM 5
- FLUSH AND 7° BEVEL TRIM - DOUBLE END 5
- FLUSH AND 7° BEVEL TRIM 5
- V-GROOVE 5
- RIP AND SLOTTING 5
- ROUND BOTTOM VEINING, 1 FLUTE 6
- ROUND BOTTOM VEINING, 2 FLUTE 6
- FLAT BOTTOM VEINING 6
- BALL NOSE UPCUT 6
- BALL NOSE TAPERED UPCUT BIT 6
- ROUND BOTTOM VEINING, 2 FLUTE 6
- SOLID CARBIDE DOVETIAL BIT 6
- FIBERGLASS BIT 6
- SINGLE FLUTE STRAIGHT BIT 6
- DOUBLE FLUTE STRAIGHT BIT 7

SOLID CARBIDE FOR PLASTICS

- O FLUTE SLOW SPIRAL BIT, 2 FLUTE 7
- O FLUTE STRAIGHT BIT, 1 FLUTE 7
- O FLUTE STRAIGHT BIT, 2 FLUTE 7
- O FLUTE UPCUT SPIRAL, 1 FLUTE (SOFT PLASTIC) 7
- O FLUTE UPCUT SPIRAL, 1 FLUTE (HARD PLASTIC) 8
- O FLUTE DOWNCUT SPIRAL, 1 FLUTE (SOFT PLASTIC) 8
- O FLUTE DOWNCUT SPIRAL, 1 FLUTE (HARD PLASTIC) 8
- O FLUTE LOW HELIX UPCUT SPIRAL, 2 FLUTE 8
- O FLUTE HIGH HELIX UPCUT SPIRAL, 2 FLUTE 8
- O FLUTE ROUNDING EDGE STRAIGHT BIT, 1 FLUTE 8
- O FLUTE ROUNDING EDGE SPIRAL, 1 FLUTE 8
- O FLUTE ROUNDING EDGE STRAIGHT BIT, 2 FLUTE 9

SOLID CARBIDE SPIRALS

- 2 FLUTE DOWNCUT 9
- 2 FLUTE UPCUT 10
- 2 FLUTE DOWNCUT FOR MDF 10
- 2 FLUTE UPCUT FOR MDF 10
- 2 FLUTE DOWNCUT CHIPBREAKERS 11
- 2 FLUTE UPCUT CHIPBREAKERS 11
- 2 FLUTE DOWNCUT CHIPBREAKER FOR MDF 11
- 2 FLUTE UPCUT CHIPBREAKER FOR MDF 11
- 2 FLUTE DOWNCUT, LEFT HAND 12
- 2 FLUTE UPCUT, LEFT HAND 12
- 2 FLUTE FLUSH TRIM DOWNCUT SPIRAL 12
- 2 FLUTE FLUSH TRIM UPCUT SPIRAL 12
- 3 FLUTE DOWNCUT 12
- 3 FLUTE UPCUT 12
- 3 FLUTE DOWNCUT CHIPBREAKERS 13
- 3 FLUTE UPCUT CHIPBREAKERS 13
- 3 FLUTE SLOW SPIRAL DOWNCUT 13
- 3 FLUTE SLOW SPIRAL UPCUT 13
- 3 FLUTE DOWNCUT ROUGHER 13
- 3 FLUTE UPCUT ROUGHER 14
- 3 FLUTE SLOW SPIRAL DOWNCUT ROUGHER 14
- 3 FLUTE SLOW SPIRAL UPCUT ROUGHER 14
- 4 FLUTE DOWNCUT FINISH/ROUGHER 14
- 4 FLUTE UPCUT FINISH/ROUGHER 14

SOLID CARBIDE COMPRESSIONS

- 1+1 COMPRESSION 14
- 1+1 COMPRESSION, LEFT HAND 15
- 2+2 COMPRESSION, MORTISE 15
- 2+2 COMPRESSION 15

- 2+2 COMPRESSION FOR MDF 15
- 2+2 COMPRESSION W/ CHIPBREAKERS 15
- 2+2 COMPRESSION, LEFT HAND 16
- 3+3 COMPRESSION 16
- 3+3 COMPRESSION W/ CHIPBREAKERS 16
- 4+4 COMPRESSION 16
- 4+4 COMPRESSION MORTISE 16
- 4+4 COMPRESSION FINISH/ROUGHER 16

CARBIDE TIPPED BITS

- SINGLE FLUTE STRAIGHT BIT 17
- DOUBLE FLUTE STRAIGHT BIT 17
- DOUBLE FLUTE STRAIGHT BIT, CONT. 18
- DOUBLE FLUTE TEMPLATE STRAIGHT BIT 18
- DOUBLE FLUTE STRAIGHT BIT 18
- DOUBLE FLUTE TEMPLATE STRAIGHT BIT 18
- 2 FLUTE DOWNSHEAR STRAIGHT BIT 18
- SINGLE FLUTE PANEL PILOT 19
- DOUBLE FLUTE PANEL PILOT 19
- STAGGERTOOTH PANEL BIT 19
- STAGGERTOOTH BIT 19
- FLUSH TRIM BIT, 1 AND 2 FLUTE 19
- FLUSH TRIM BIT, 3 FLUTE 19
- FLUSH TRIM BIT, DOUBLE BEARING 20
- EURO TRIM BIT 20
- BEVEL TRIM BIT, CT 20
- FLUSH AND BEVEL, CT 20
- BEADING PICTURE FRAME MOLDING BIT 20
- BORING POINT ROUNDOVER 20
- BORING POINT ROUNDOVER AND EDGE TRIM 21
- BULLNOSE 21
- BULLNOSE W/ BEARING 21
- BEAUTY MOLDING BIT 21
- CHAIRMAT BIT 21
- CHAMFER BIT 22
- CLASSICAL BIT 22
- CORE BOX BIT 22
- ROUND NOSE BIT 22
- CHAMFER BIT 22
- CROWN MOLDING EDGE TRIM 23
- SLOT AND UNDERCUT BIT 23
- SLOTTING AND RABBETING BIT 23
- MDF PROFILE BIT 23
- DOOR EDGE BIT 24
- DOOR EDGE PROFILE 24
- DOUBLE ROUNDOVER 24
- DOOR EDGE BIT 24
- DODDS DOVETAIL BIT 25
- ELLIPSE OGEE BIT 25
- FURNITURE/BOX MAKER BIT 25
- FACE FRAME BIT 25
- FINGER JOINT BIT 25
- GLUE JOINT BIT 25
- HANG GRIP BIT 26
- LOCK MITER BIT, 22.5 DEG 26
- LOCK MITER BIT, 45 DEGREE 26
- LOCKING DRAWER GLUE JOINT 26
- OGEE BIT 26
- OGEE FILLET BIT 26
- OVERHANG BIT 27
- MORTISE BIT 27
- PICTURE FRAME BIT 27
- RABBETING BIT 27
- ROUNDING EDGE BEADING BIT 27
- MEDIUM RAISED PANEL BIT 28

TABLE OF CONTENTS

BEADING BIT	28	DOOR KNOB BIT	35
ROUND OVER BIT	28	3 WING DOOR KNOB BIT.....	35
SPECIALTY MOLDING BIT	29	LATCH BORE WITH SHANK	35
TRIPLE FLUTE BIT	29	LATCH BORE WITH THREADED END	35
TONGUE AND GROOVE.....	29	HIGH SPEED STEEL DOORLITE BIT	36
V-GROOVE BIT, 60 DEG	29	DOORLITE BIT, CT STRAIGHT BIT.....	36
V-GROOVE BIT, 90 DEG	29	SLOT CUTTERS	
V-GROOVE BIT, 120 DEG	29	2 WING SLOT CUTTERS	36
SOLID SURFACE BITS		3 WING COUNTERBORE SLOT CUTTERS	36
SOLID SURFACE BOWL BIT.....	30	4 WING SLOT CUTTERS	36
SOLID SURFACE OGEE BOWL BIT	30	4 WING SLOT CUTTERS	37
SOLID SURFACE BEVEL BIT.....	30	TOPMASTER SLOT CUTTERS	37
SOLID SURFACE FLUSH TRIM BIT.....	30	DRAWER SLOT CUTTERS	37
SOLID SURFACE FLUSH TRIM BIT.....	31	JEMCO SLOT CUTTERS	37
SOLID SURFACE OVERHANG TRIM BIT	31	SLOT CUTTER ARBORS	37
SOLID SURFACE OVERHANG TRIM BIT	31	JEMCO ARBORS	37
SOLID SURFACE STAGGERED OVERHANG TRIM BIT	31	BORING BITS	
SOLID SURFACE FLUSH TRIM BIT.....	31	BRAD POINT,RH	38
SOLID SURFACE VERTICAL NO DRIP BIT.....	31	BRAD POINT,LH.....	38
SOLID SURFACE NO DRIP BIT.....	32	THROUGH HOLE V-POINT, RH	38
SOLID SURFACE DRAINBOARD BIT	32	THROUGH HOLE V-POINT, LH.....	38
SOLID SURFACE UNDER ROUNDING BIT	32	HINGE BIT,RH.....	38
SOLID SURFACE ROUND OVER BIT	32	HINGE BIT,LH.....	38
SOLID SURFACE INLAY BIT	32	ACCESSORIES	
SOLID SURFACE DOVETAIL REPAIR BIT	33	BEARINGS.....	39
SOLID SURFACE ROUND OVER BIT	33	DELTRIN BEARINGS	39
SOLID SURFACE 4 WING BOWL REMOVAL BIT	33	ARBORS	39
SOLID SURFACE PLUG CUTTER SET.....	33	LOCKING COLLARS.....	39
SOLID SURFACE PROFILE BIT.....	33	DUST SHIELDS	39
DOOR BITS		SCREWS.....	39
2 WING DOOR DRILL BIT.....	35		
3 WING DOOR DRILL BIT.....	35		

Product Guarantee:

Toolco guarantees its products against defects in workmanship and materials. We limit our guarantee to replacement of defective products. Defective products must be returned to Toolco in Marion, NC.

We do not guarantee solid carbide against breakage.

Returned Goods Policy:

Toolco does not normally accept returned goods. Authorization numbers must be issued by Toolco prior to returning any tooling. Restocking fees will be charged for returned tooling.

Safety Recommendations:

Carefully read before allowing the use of our products.

Proper safety operation of our products is solely the responsibility of the operator. We strongly encourage the use of eye protection, hearing protection and respiratory protection during use. Always inspect tools for defects prior to use. Never allow body contact or clothing contact with the tools during use. Disconnect power sources when changing tools and when tooling is not attended by an experienced operator. Users should seek training for safe use and research all Federal and state laws and regulations covering the safety requirements of cutting tools.

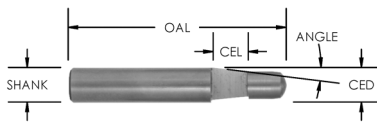
Toolco Industrial Corporation does not assume any responsibility for defects, damage or injury caused by misuse, abuse, alteration or sharpening of any of our products.

The grinding of carbide can be hazardous to your health.

Freight Policy:

Shipment is normally made via UPS, F.O.B Marion, NC. Shipments are insured only for the sales price. Claims for goods damaged during shipment should be filed directly with the carrier. Other methods of shipment are available, upon request.


SOLID CARBIDE BITS



7° BEVEL TRIM

PART #	CED	CEL	SHANK	OAL	ANGLE
BT-140	1/4"	1/4"	1/4"	1-1/2"	7 DEG
BT-140-BLK	1/4"	1/4"	1/4"	1-1/2"	7 DEG
BT-140-LH	1/4"	1/4"	1/4"	1-1/2"	7 DEG

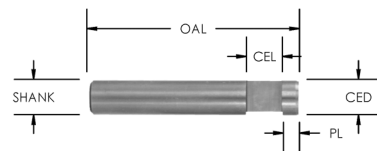
NOTE: BT-140-BLK is a 100 quantity pack



FLUSH TRIM

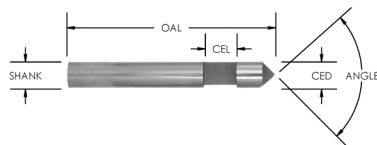
PART #	CED	CEL	SHANK	OAL
FT-140	1/4"	1/4"	1/4"	1-1/2"
FT-140-BLK	1/4"	1/4"	1/4"	1-1/2"
FT-380	1/4"	3/8"	1/4"	1-1/2"
FT-3802	1/4"	3/8"	1/4"	2"

NOTE: FT-140-BLK is a 100 quantity pack



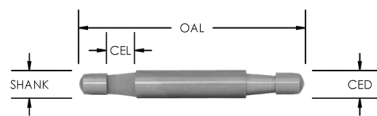
DADO BIT

PART #	CED	CEL	SHANK	OAL	ANGLE	PL
DT-140	1/4"	1/4"	1/4"	1-1/2"	FLUSH	1/8"
DT-SPECIAL	1/4"	1/4"	1/4"	1-1/2"	7 DEG	1/8"
DT-380	1/4"	3/8"	1/4"	1-1/2"	FLUSH	1/8"



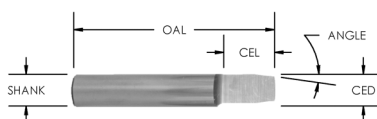
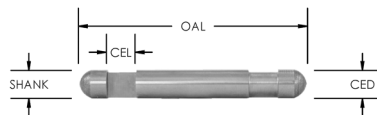
HOLE AND FLUSH TRIM

PART #	CED	CEL	SHANK	OAL	ANGLE
HFT-140	1/4"	5/16"	1/4"	2"	45 DEG
HFT-140A	1/4"	3/8"	1/4"	1-1/2"	45 DEG
HFT-140B	1/4"	1/4"	1/4"	1-1/2"	45 DEG



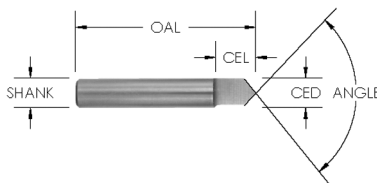
FLUSH AND 7° BEVEL TRIM - DOUBLE END

PART #	CED	CEL	SHANK	OAL	ANGLE
BTDE-140	1/4"	1/4"	1/4"	2"	7 DEG
FTDE-140	1/4"	1/4"	1/4"	2"	FLUSH



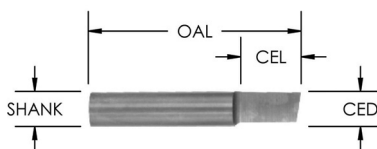
FLUSH AND 7° BEVEL TRIM

PART #	CED	CEL	SHANK	OAL	ANGLE
FBT-140	1/4"	3/8"	1/4"	1-1/2"	7 DEG




V-GROOVE

PART #	CED	CEL	SHANK	OAL	ANGLE
VG-180D	1/8"	1/2"	1/8"	2-1/2"	60 DEG
VG-140	1/4"	1/8"	1/4"	1-1/2"	90 DEG
VG-140A	1/4"	7/32"	1/4"	1-1/2"	60 DEG
VG-140B-60	1/4"	7/32"	1/4"	2-1/2"	60 DEG



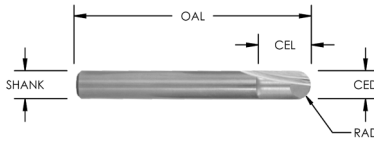
RIP AND SLOTTING

PART #	CED	CEL	SHANK	OAL
RS-140	1/4"	3/8"	1/4"	1-1/2"




ROUND BOTTOM VEINING, 1 FLUTE

PART #	CED	CEL	SHANK	OAL	RAD
RB-180	1/8"	1/4"	1/4"	1-1/2"	1/16"
RB-140	1/4"	1/4"	1/4"	2"	1/8"



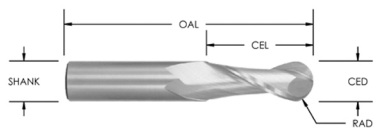
ROUND BOTTOM VEINING, 2 FLUTE

PART #	CED	CEL	SHANK	OAL	RAD
CB-180A	1/8"	5/16"	1/4"	2"	1/16"
CB-316A	3/16"	3/8"	1/4"	2"	3/32"
CB-140A	1/4"	3/8"	1/4"	2"	1/8"
CB-120	1/2"	3/4"	1/2"	2-1/2"	1/4"



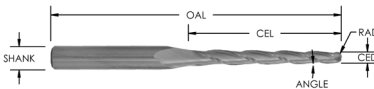
FLAT BOTTOM VEINING

PART #	CED	CEL	SHANK	OAL
SC-180B	1/8"	1/4"	1/4"	2"
SC-332	3/32"	5/16"	1/4"	1-1/2"



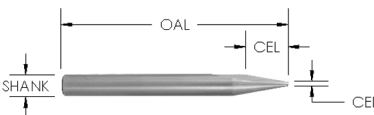
BALL NOSE UPCUT

PART #	CED	CEL	SHANK	OAL	RAD
SCUSB-180	1/8"	1/2"	1/4"	2"	1/16"
SCUSB-316	3/16"	3/4"	1/4"	2"	3/32"
SCUSB-140-.750	1/4"	3/4"	1/4"	2-1/2"	1/8"
SCUSB-380	3/8"	1"	3/8"	3"	3/16"
SCUSB-120A	1/2"	1-1/4"	1/2"	3"	1/4"
SCUSB-120C-2	1/2"	2"	1/2"	4"	1/4"
SCUSB-340A-2	3/4"	2"	3/4"	4"	3/8"



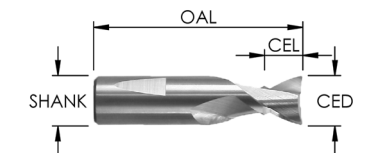
BALL NOSE TAPERED UPCUT BIT

PART #	CED	CEL	SHANK	OAL	RAD	ANGLE	FLUTES
SCTB-180-7D	1/8"	1/2"	1/4"	3"	1/16"	7°	3
SCTB-180-5D	1/8"	3/4"	1/4"	3"	1/16"	5°	3
SCTB-180-3D	1/8"	1"	1/4"	3"	1/16"	3°	3
SCTB-180-1D	1/8"	1-1/2"	1/4"	3"	1/16"	1°	3
SCTB-140-7D	1/4"	1"	1/2"	4"	1/8"	7°	2
SCTB-140-5D	1/4"	1-3/8"	1/2"	4"	1/8"	5°	2
SCTB-140-3D	1/4"	2"	1/2"	4"	1/8"	3°	2



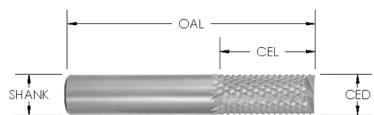
ROUND BOTTOM VEINING, 2 FLUTE

PART #	CED	CEL	SHANK	OAL
SCV-116C	1/16"	1/2"	1/4"	2-1/2"



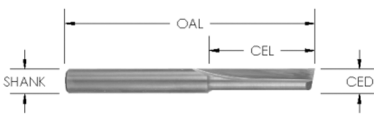
SOLID CARBIDE DOVETAIL BIT

PART #	CED	CEL	SHANK	OAL	ANGLE	ROTATION
SCDTUS-14MM-10D	14 MM	9.5 MM	14 MM	60 MM	10 DEG	RIGHT-HAND
SCDTUS-1375MMR	13.75 MM	8 MM	14 MM	60 MM	10 DEG	RIGHT-HAND
SCDTUS-1375MML	13.75 MM	8 MM	14 MM	60 MM	10 DEG	LEFT-HAND



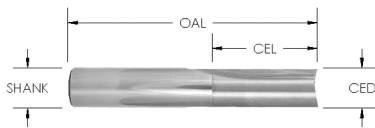
FIBERGLASS BIT

PART #	CED	CEL	SHANK	OAL	TEETH	END TYPE
SCFGF-140-78V	1/4"	7/8"	1/4"	2-1/2"	FINE	Plunge V Pt End
SCFG-120A-EM	1/2"	1"	1/2"	3"	FINE	End Mill End



SINGLE FLUTE STRAIGHT BIT

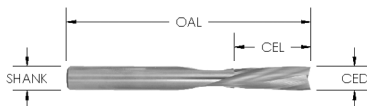
PART #	CED	CEL	SHANK	OAL
SC-116-SF	1/16"	1/4"	1/4"	1-1/2"
SC-180-SF	1/8"	3/8"	1/4"	1-1/2"
SC-140-SF	1/4"	3/4"	1/4"	2"
SC-140A-SF	1/4"	1"	1/4"	2-1/2"



DOUBLE FLUTE STRAIGHT BIT

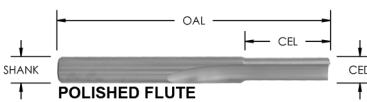
PART #	CED	CEL	SHANK	OAL
SC-332	3/32"	5/16"	1/4"	1-1/2"
SC-180	1/8"	3/8"	1/4"	1-1/2"
SC-180A	1/8"	13/32"	1/4"	2"
SC-180B	1/8"	1/4"	1/4"	2"
SC-532	5/32"	3/8"	1/4"	1-1/2"
SC-532-RD2	5/32"	3/8"	1/4"	2"
SC-316	3/16"	1/2"	1/4"	1-1/2"
SC-316A	3/16"	1/2"	1/4"	2"
SC-316B	3/16"	5/8"	1/4"	2"
SC-732	7/32"	3/4"	1/4"	2"
SC-140	1/4"	3/4"	1/4"	2"
SC-140C	1/4"	3/4"	1/4"	2-1/2"
SC-140A	1/4"	1"	1/4"	2-1/2"
SC-140B	1/4"	1"	1/4"	3"
SC-516	5/16"	1"	5/16"	3"
SC-380-ROD2.5	3/8"	1"	3/8"	2 1/2"
SC-380	3/8"	1"	3/8"	3"
SC-380A	3/8"	1-1/4"	3/8"	3"
SC-120	1/2"	1-1/8"	1/2"	3"
SC-120A	1/2"	1-1/4"	1/2"	3"
SC-120B	1/2"	1-5/8"	1/2"	3-1/2"

SOLID CARBIDE FOR PLASTICS




O FLUTE SLOW SPIRAL BIT, 2 FLUTE

PART #	CED	CEL	SHANK	OAL	CUT
SCODSS-140A	1/4"	3/4"	1/4"	2-1/2"	DOWNCUT
SCOUSS-140A	1/4"	3/4"	1/4"	2-1/2"	UPCUT



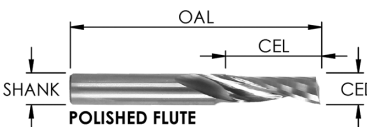
O FLUTE STRAIGHT BIT, 1 FLUTE

PART #	CED	CEL	SHANK	OAL
SCO1-180A	1/8"	1/2"	1/4"	2"
SCO1-180B	1/8"	5/8"	1/4"	4"
SCO1-316A	3/16"	5/8"	1/4"	2"
SCO1-316D	3/16"	1"	1/4"	4"
SCO1-140B	1/4"	3/4"	1/4"	3-1/4"
SCO1-140D	1/4"	1-1/4"	1/4"	4"
SCO1-380F	3/8"	1-5/8"	3/8"	6"
SCO1-120B	1/2"	1"	1/2"	3"
SCO1-120F	1/2"	2-1/8"	1/2"	6"



O FLUTE STRAIGHT BIT, 2 FLUTE

PART #	CED	CEL	SHANK	OAL
SCO2-180A	1/8"	1/2"	1/4"	2"
SCO2-180B	1/8"	5/8"	1/4"	4"
SCO2-316	3/16"	3/8"	1/4"	2"
SCO2-316A	3/16"	5/8"	1/4"	2"
SCO2-316D	3/16"	1"	1/4"	4"
SCO2-140A	1/4"	1"	1/4"	2-1/2"
SCO2-140C	1/4"	1"	1/4"	3-1/4"
SCO2-140D	1/4"	1-1/4"	1/4"	4"
SCO2-380A	3/8"	7/8"	3/8"	2-1/2"
SCO2-380C	3/8"	1"	3/8"	4"
SCO2-120B	1/2"	1"	1/2"	3"

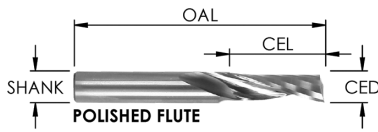


O FLUTE UPCUT SPIRAL, 1 FLUTE (SOFT PLASTIC)

PART #	CED	CEL	SHANK	OAL
SCOMS-U-180B	1/8"	1/4"	1/4"	2"
SCOMS-U-180D	1/8"	1/2"	1/4"	2"
SCOMS-U-316B	3/16"	3/8"	1/4"	2"
SCOMS-U-316D	3/16"	5/8"	1/4"	2"
SCOMS-U-140B	1/4"	3/8"	1/4"	2"
SCOMS-U-140D	1/4"	3/4"	1/4"	2-1/2"
SCOMS-U-140G	1/4"	1-1/4"	1/4"	3"
SCOMS-U-380B	3/8"	5/8"	3/8"	2-1/2"
SCOMS-U-380F	3/8"	1-1/8"	3/8"	3"
SCOMS-U-380H	3/8"	1-5/8"	3/8"	3-1/2"
SCOMS-U-120B	1/2"	1-5/8"	1/2"	3-1/2"

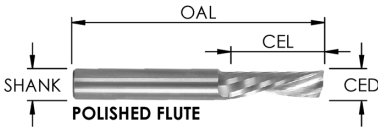
SOLID CARBIDE FOR PLASTICS

TOOLCO
INDUSTRIAL CORPORATION



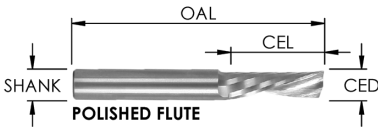
O FLUTE UPCUT SPIRAL, 1 FLUTE (HARD PLASTIC)

PART #	CED	CEL	SHANK	OAL
SCOMH-U-180B	1/8"	1/4"	1/4"	2"
SCOMH-U-180D	1/8"	1/2"	1/4"	2"
SCOMH-U-316B	3/16"	3/8"	1/4"	2"
SCOMH-U-316D	3/16"	5/8"	1/4"	2"
SCOMH-U-140B	1/4"	3/8"	1/4"	2"
SCOMH-U-140D	1/4"	3/4"	1/4"	2-1/2"
SCOMH-U-140G	1/4"	1-1/4"	1/4"	3"
SCOMH-U-380B	3/8"	5/8"	3/8"	2-1/2"
SCOMH-U-380F	3/8"	1-1/8"	3/8"	3"
SCOMH-U-380H	3/8"	1-5/8"	3/8"	3-1/2"
SCOMH-U-120B	1/2"	1-5/8"	1/2"	3-1/2"



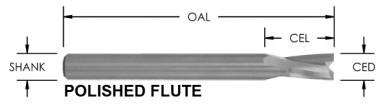
O FLUTE DOWNCUT SPIRAL, 1 FLUTE (SOFT PLASTIC)

PART #	CED	CEL	SHANK	OAL
SCOMS-D-180D	1/8"	1/2"	1/4"	2"
SCOMS-D-316D	3/16"	5/8"	1/4"	2"
SCOMS-D-140D	1/4"	3/4"	1/4"	2-1/2"
SCOMS-D-140G	1/4"	1-1/4"	1/4"	3"
SCOMS-D-380F	3/8"	1-1/8"	3/8"	3"
SCOMS-D-120B	1/2"	1-5/8"	1/2"	3-1/2"



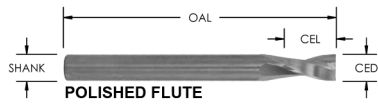
O FLUTE DOWNCUT SPIRAL, 1 FLUTE (HARD PLASTIC)

PART #	CED	CEL	SHANK	OAL
SCOMH-D-180D	1/8"	1/2"	1/4"	2"
SCOMH-D-316D	3/16"	5/8"	1/4"	2"
SCOMH-D-140D	1/4"	3/4"	1/4"	2-1/2"
SCOMH-D-140G	1/4"	1-1/4"	1/4"	3"
SCOMH-D-380F	3/8"	1-1/8"	3/8"	3"
SCOMH-D-120B	1/2"	1-5/8"	1/2"	3-1/2"



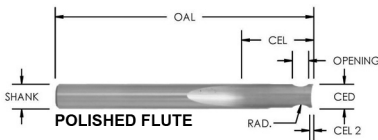
O FLUTE LOW HELIX UPCUT SPIRAL, 2 FLUTE

PART #	CED	CEL	SHANK	OAL
SCOS-UL-140	1/4"	3/8"	1/4"	2-1/2"
SCOS-UL-140A	1/4"	3/4"	1/4"	2-1/2"
SCOS-UL-380-1	3/8"	1"	3/8"	3"
SCOS-UL-120	1/2"	1-1/8"	1/2"	3-1/2"
SCOS-UL-120B	1/2"	1-5/8"	1/2"	3-1/2"
SCOS-UL-120C	1/2"	2-1/8"	1/2"	4-1/2"




O FLUTE HIGH HELIX UPCUT SPIRAL, 2 FLUTE

PART #	CED	CEL	SHANK	OAL
SCOS-UF-140	1/4"	3/8"	1/4"	2-1/2"
SCOS-UF-140C	1/4"	1-1/4"	1/4"	3"
SCOS-UF-380B	3/8"	1"	3/8"	3"
SCOS-UF-380D	3/8"	1-1/2"	3/8"	4"
SCOS-UF-120C	1/2"	1-1/4"	1/2"	4"
SCOS-UF-120E	1/2"	2-1/8"	1/2"	4"



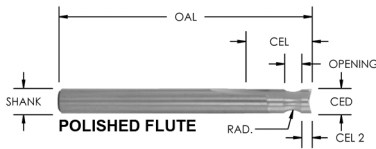
O FLUTE ROUNDING EDGE STRAIGHT BIT, 1 FLUTE

PART #	CED	CEL	SHANK	OAL	OPENING	RAD	CEL 2	PLASTIC SIZE
SCOR1-140-18	1/4"	3/8"	1/4"	2-1/2"	5/32"	1/8"	1/16"	1/8"
SCOR1-140-316	1/4"	3/8"	1/4"	2-1/2"	7/32"	3/16"	1/16"	3/16"
SCOR1-140-14	1/4"	3/8"	1/4"	2-1/2"	9/32"	1/4"	1/16"	1/4"



O FLUTE ROUNDING EDGE SPIRAL, 1 FLUTE

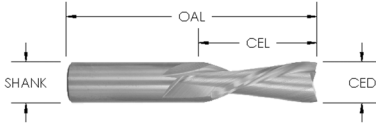
PART #	CED	CEL	SHANK	OAL	OPENING	RAD	CEL 2	PLASTIC SIZE
SCORS-140-18	1/4"	3/8"	1/4"	2-1/2"	5/32"	1/8"	1/16"	1/8"
SCORS-140-316	1/4"	3/8"	1/4"	2-1/2"	7/32"	3/16"	1/16"	3/16"
SCORS-140-14	1/4"	3/8"	1/4"	2-1/2"	9/32"	1/4"	1/16"	1/4"



O FLUTE ROUNDING EDGE STRAIGHT BIT, 2 FLUTE

PART #	CED	CEL	SHANK	OAL	OPENING	RAD	CEL 2	PLASTIC SIZE
SCOR2-140-18	1/4"	3/8"	1/4"	2-1/2"	5/32"	1/8"	1/16"	1/8"
SCOR2-140-316	1/4"	3/8"	1/4"	2-1/2"	7/32"	3/16"	1/16"	3/16"
SCOR2-140-14	1/4"	3/8"	1/4"	2-1/2"	9/32"	1/4"	1/16"	1/4"

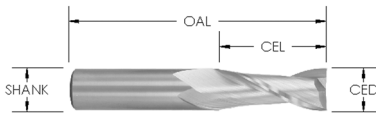
SOLID CARBIDE SPIRALS



2 FLUTE DOWNCUT

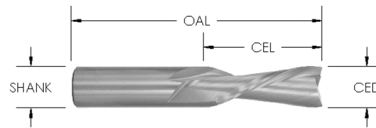
PART #	CED	CEL	SHANK	OAL
SCDS-332	3/32"	1/2"	1/4"	2"
SCDS-180-W	1/8"	1/2"	1/4"	2"
SCDS-532A-W	5/32"	3/4"	1/4"	2"
SCDS-316-W	3/16"	3/4"	1/4"	2"
SCDS-316-W-R25	3/16"	3/4"	1/4"	2-1/2"
SCDS-732	7/32"	3/4"	1/4"	2-1/2"
SCDS-140A-3/4-W	1/4"	3/4"	1/4"	2-1/2"
SCDS-140A-W	1/4"	1"	1/4"	2-1/2"
SCDS-140C-W	1/4"	1-1/4"	1/4"	3"
SCDS-932C	9/32"	1"	5/16"	2-1/2"
SCDS-932A	9/32"	1"	3/8"	2-1/2"
SCDS-932B	9/32"	1"	1/2"	3"
SCDS-516-1	5/16"	1"	5/16"	3"
SCDS-516B	5/16"	1"	1/2"	3"
SCDS-516	5/16"	1-1/8"	5/16"	3"
SCDS-516A	5/16"	1-1/8"	1/2"	3"
SCDS-380-RD2.5	3/8"	1"	3/8"	2-1/2"
SCDS-380-1	3/8"	1"	3/8"	3"
SCDS-380A	3/8"	1-1/4"	3/8"	3"
SCDS-380B	3/8"	1-1/4"	1/2"	3"
SCDS-716A	7/16"	1"	1/2"	3"
SCDS-716B	7/16"	1-1/4"	1/2"	3"
SCDS-120-1	1/2"	1"	1/2"	3"
SCDS-120A	1/2"	1-1/4"	1/2"	3"
SCDS-120A-1.5	1/2"	1-1/2"	1/2"	3-1/2"
SCDS-120B	1/2"	1-5/8"	1/2"	3-1/2"
SCDS-120C-2	1/2"	2"	1/2"	4"
SCDS-120C	1/2"	2-1/8"	1/2"	4"
SCDS-1732	17/32"	1-1/8"	1/2"	3"
SCDS-916C	9/16"	1-1/4"	1/2"	3-1/2"
SCDS-580-1.5	5/8"	1-1/2"	5/8"	3-1/2"
SCDS-580A	5/8"	2-1/8"	5/8"	4"
SCDS-340-1.5	3/4"	1-1/2"	3/4"	4"
SCDS-340A-2	3/4"	2"	3/4"	4"
SCDS-340A	3/4"	2-1/8"	3/4"	4"
SCDS-340B	3/4"	2-1/2"	3/4"	5"
SCDS-340D	3/4"	3"	3/4"	6"
SCDS-340E	3/4"	3-1/4"	3/4"	6"
SCDS-340F	3/4"	3-1/2"	3/4"	6"

SOLID CARBIDE SPIRALS



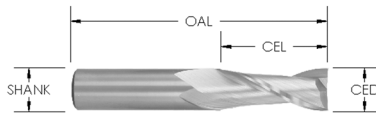
2 FLUTE UPCUT

PART #	CED	CEL	SHANK	OAL
SCUS-332	3/32"	1/2"	1/4"	2"
SCUS-180-W	1/8"	1/2"	1/4"	2"
SCUS-532A-W	5/32"	3/4"	1/4"	2"
SCUS-316-W	3/16"	3/4"	1/4"	2"
SCUS-316-W-R25	3/16"	3/4"	1/4"	2-1/2"
SCUS-316A-W-R25	3/16"	1"	1/4"	2-1/2"
SCUS-732	7/32"	3/4"	1/4"	2"
SCUS-140A-.75-W	1/4"	3/4"	1/4"	2-1/2"
SCUS-140A-W	1/4"	1"	1/4"	2-1/2"
SCUS-140C-W	1/4"	1-1/4"	1/4"	3"
SCUS-932B	9/32"	1"	1/2"	3"
SCUS-516-1	5/16"	1"	5/16"	3"
SCUS-516B	5/16"	1"	1/2"	3"
SCUS-516	5/16"	1-1/8"	5/16"	3"
SCUS-516A	5/16"	1-1/8"	1/2"	3"
SCUS-380-1	3/8"	1"	3/8"	3"
SCUS-380	3/8"	1-1/8"	3/8"	3"
SCUS-380A	3/8"	1-1/4"	3/8"	3"
SCUS-380B	3/8"	1-1/4"	1/2"	3"
SCUS-716B	7/16"	1-1/4"	1/2"	3"
SCUS-120-1	1/2"	1"	1/2"	3"
SCUS-120	1/2"	1-1/8"	1/2"	3"
SCUS-120A	1/2"	1-1/4"	1/2"	3"
SCUS-120A-1.5	1/2"	1-1/2"	1/2"	3-1/2"
SCUS-120B	1/2"	1-5/8"	1/2"	3-1/2"
SCUS-120C-2	1/2"	2"	1/2"	4"
SCUS-120C	1/2"	2-1/8"	1/2"	4"
SCUS-1732	17/32"	1-1/8"	1/2"	3"
SCUS-916C	9/16"	1-1/4"	1/2"	3-1/2"
SCUS-580	5/8"	1-1/2"	5/8"	3-1/2"
SCUS-580A-2	5/8"	2"	5/8"	4"
SCUS-340-1.5	3/4"	1-1/2"	3/4"	4"
SCUS-340A-2	3/4"	2"	3/4"	4"
SCUS-340A	3/4"	2-1/8"	3/4"	4"
SCUS-340B	3/4"	2-1/2"	3/4"	5"
SCUS-340D	3/4"	3"	3/4"	6"
SCUS-340E	3/4"	3-1/4"	3/4"	6"
SCUS-340F	3/4"	3-1/2"	3/4"	6"



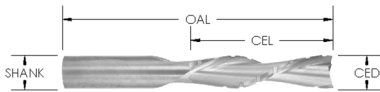
2 FLUTE DOWNCUT FOR MDF

PART #	CED	CEL	SHANK	OAL
SCDS6-140A	1/4"	1"	1/4"	2-1/2"
SCDS6-380-1	3/8"	1"	3/8"	3"
SCDS6-380A	3/8"	1-1/4"	3/8"	3"
SCDS6-120A	1/2"	1-1/4"	1/2"	3"
SCDS6-120B	1/2"	1-5/8"	1/2"	3-1/2"
SCDS6-120C-2	1/2"	2"	1/2"	4"



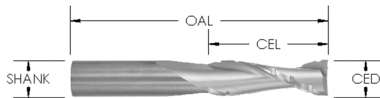
2 FLUTE UPCUT FOR MDF

PART #	CED	CEL	SHANK	OAL
SCUS6-140A	1/4"	1"	1/4"	2-1/2"
SCUS6-380-1	3/8"	1"	3/8"	3"
SCUS6-120A	1/2"	1-1/4"	1/2"	3"
SCUS6-120B	1/2"	1-5/8"	1/2"	3-1/2"
SCUS6-120C-2	1/2"	2"	1/2"	4"



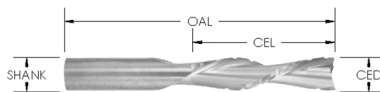
2 FLUTE DOWNCUT CHIPBREAKERS

PART #	CED	CEL	SHANK	OAL
SCCD-380-RD2.5	3/8"	1"	3/8"	2-1/2"
SCCD-380-1	3/8"	1"	3/8"	3"
SCCD-380A	3/8"	1-1/4"	3/8"	3"
SCCD-380B	3/8"	1-1/4"	1/2"	3"
SCCD-716A	7/16"	1"	1/2"	3"
SCCD-716B	7/16"	1-1/4"	1/2"	3"
SCCD-120-1	1/2"	1"	1/2"	3"
SCCD-120A	1/2"	1-1/4"	1/2"	3"
SCCD-120A-1.5	1/2"	1-1/2"	1/2"	3-1/2"
SCCD-120B	1/2"	1-5/8"	1/2"	3-1/2"
SCCD-120C-2	1/2"	2"	1/2"	4"
SCCD-120C	1/2"	2-1/8"	1/2"	4"
SCCD-1732	17/32"	1-1/8"	1/2"	3"
SCCD-916C	9/16"	1-1/4"	1/2"	3-1/2"
SCCD-580-1.5	5/8"	1-1/2"	5/8"	3-1/2"
SCCD-580A	5/8"	2-1/8"	5/8"	4"
SCCD-340-1.5	3/4"	1-1/2"	3/4"	4"
SCCD-340A-2	3/4"	2"	3/4"	4"
SCCD-340A	3/4"	2-1/8"	3/4"	4"
SCCD-340B	3/4"	2-1/2"	3/4"	5"
SCCD-340D	3/4"	3"	3/4"	6"
SCCD-340E	3/4"	3-1/4"	3/4"	6"
SCCD-340F	3/4"	3-1/2"	3/4"	6"



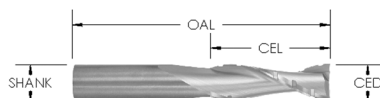
2 FLUTE UPCUT CHIPBREAKERS

PART #	CED	CEL	SHANK	OAL
SCCU-380-1	3/8"	1"	3/8"	3"
SCCU-380	3/8"	1-1/8"	3/8"	3"
SCCU-380A	3/8"	1-1/4"	3/8"	3"
SCCU-380B	3/8"	1-1/4"	1/2"	3"
SCCU-716B	7/16"	1-1/4"	1/2"	3"
SCCU-120-1	1/2"	1"	1/2"	3"
SCCU-120	1/2"	1-1/8"	1/2"	3"
SCCU-120A	1/2"	1-1/4"	1/2"	3"
SCCU-120A-1.5	1/2"	1-1/2"	1/2"	3-1/2"
SCCU-120B	1/2"	1-5/8"	1/2"	3-1/2"
SCCU-120C-2	1/2"	2"	1/2"	4"
SCCU-120C	1/2"	2-1/8"	1/2"	4"
SCCU-1732	17/32"	1-1/8"	1/2"	3"
SCCU-916C	9/16"	1-1/4"	1/2"	3-1/2"
SCCU-580	5/8"	1-1/2"	5/8"	3-1/2"
SCCU-580A-2	5/8"	2"	5/8"	4"
SCCU-340-1.5	3/4"	1-1/2"	3/4"	4"
SCCU-340A-2	3/4"	2"	3/4"	4"
SCCU-340A	3/4"	2-1/8"	3/4"	4"
SCCU-340B	3/4"	2-1/2"	3/4"	5"
SCCU-340D	3/4"	3"	3/4"	6"
SCCU-340E	3/4"	3-1/4"	3/4"	6"
SCCU-340F	3/4"	3-1/2"	3/4"	6"



2 FLUTE DOWNCUT CHIPBREAKER FOR MDF

PART #	CED	CEL	SHANK	OAL
SCCD6-380-1	3/8"	1"	3/8"	3"
SCCD6-380A	3/8"	1-1/4"	3/8"	3"
SCCD6-120A	1/2"	1-1/4"	1/2"	3"
SCCD6-120B	1/2"	1-5/8"	1/2"	3-1/2"
SCCD6-120C-2	1/2"	2"	1/2"	4"

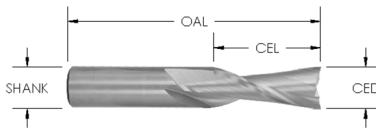


2 FLUTE UPCUT CHIPBREAKER FOR MDF

PART #	CED	CEL	SHANK	OAL
SCCU6-380-1	3/8"	1"	3/8"	3"
SCCU6-120A	1/2"	1-1/4"	1/2"	3"
SCCU6-120B	1/2"	1-5/8"	1/2"	3-1/2"
SCCU6-120C-2	1/2"	2"	1/2"	4"
SCCU6-120D	1/2"	2-3/8"	1/2"	4"

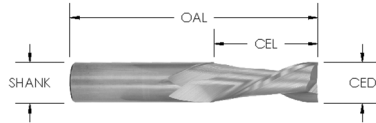
SOLID CARBIDE SPIRALS

TOOLCO
INDUSTRIAL CORPORATION



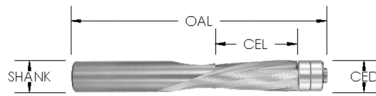
2 FLUTE DOWNCUT, LEFT HAND

PART #	CED	CEL	SHANK	OAL
SCDS-180-W-LH	1/8"	1/2"	1/4"	2"
SCDS-316-LH	3/16"	3/4"	1/4"	2"
SCDS-732-LH	7/32"	3/4"	1/4"	2"
SCDS-140A-LH	1/4"	1"	1/4"	2-1/2"
SCDS-516-1LH	5/16"	1"	5/16"	3"
SCDS-380-1-LH	3/8"	1"	3/8"	3"
SCDS-716B-LH	7/16"	1-1/4"	1/2"	3"
SCDS-120A-LH	1/2"	1-1/4"	1/2"	3"
SCDS-120B-LH	1/2"	1-5/8"	1/2"	3-1/2"
SCDS-120C-2LH	1/2"	2"	1/2"	4"
SCDS-580-1.5-LH	5/8"	1-1/2"	5/8"	3-1/2"
SCDS-580-2-LH	5/8"	2"	5/8"	4"
SCDS-340-1.5-LH	3/4"	1-1/2"	3/4"	4"
SCDS-340-2LH	3/4"	2"	3/4"	4"



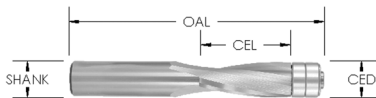
2 FLUTE UPCUT, LEFT HAND

PART #	CED	CEL	SHANK	OAL
SCUS-180-W-LH	1/8"	1/2"	1/4"	2"
SCUS-316-W-LH	3/16"	3/4"	1/4"	2"
SCUS-732-LH	1/4"	3/4"	1/4"	2"
SCUS-140A-LH	1/4"	1"	1/4"	2-1/2"
SCUS-516-1-LH	5/16"	1"	5/16"	3"
SCUS-380-1-LH	3/8"	1"	3/8"	3"
SCUS-716B-LH	1/2"	1-1/4"	1/2"	3"
SCUS-120A-LH	1/2"	1-1/4"	1/2"	3"
SCUS-120A-1.5LH	1/2"	1-1/2"	1/2"	3-1/2"
SCUS-120C-2-LH	1/2"	2"	1/2"	4"
SCUS-580A-2LH	5/8"	2"	5/8"	4"
SCUS-340A-2-LH	3/4"	2"	3/4"	4"



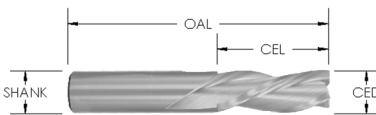
2 FLUTE FLUSH TRIM DOWNCUT SPIRAL

PART #	CED	CEL	SHANK	OAL	BEARING
SCFT-DS-140	1/4"	1"	1/4"	3"	B-250
SCFT-DS-120A	1/2"	1-1/4"	1/2"	4"	B-500
SCFT-DS-120C	1/2"	2"	1/2"	4-1/2"	B-500



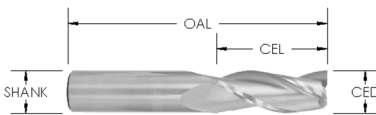
2 FLUTE FLUSH TRIM UPCUT SPIRAL

PART #	CED	CEL	SHANK	OAL	BEARING
SCFT-US-140	1/4"	1"	1/4"	3"	B-250
SCFT-US-120A	1/2"	1-1/4"	1/2"	3-1/2"	B-500
SCFT-US-120C	1/2"	2"	1/2"	4-1/2"	B-500



3 FLUTE DOWNCUT

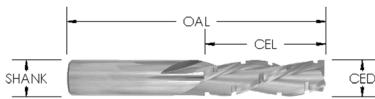
PART #	CED	CEL	SHANK	OAL
SCDS3-380	3/8"	1-1/4"	3/8"	3"
SCDS3-120-1.25	1/2"	1-1/4"	1/2"	3"
SCDS3-120A	1/2"	1-5/8"	1/2"	3-1/2"
SCDS3-120B	1/2"	2"	1/2"	4"
SCDS3-580	5/8"	2"	5/8"	4"
SCDS3-340-1.5	3/4"	1-1/2"	3/4"	4"
SCDS3-340A	3/4"	2"	3/4"	4"
SCDS3-340E	3/4"	3"	3/4"	6"



3 FLUTE UPCUT

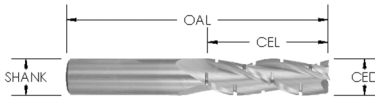
PART #	CED	CEL	SHANK	OAL
SCUS3-380	3/8"	1-1/4"	3/8"	3"
SCUS3-120-1.25	1/2"	1-1/4"	1/2"	3"
SCUS3-120A	1/2"	1-5/8"	1/2"	3-1/2"
SCUS3-120B	1/2"	2"	1/2"	4"
SCUS3-580	5/8"	2"	5/8"	4"
SCUS3-340-1.5	3/4"	1-1/2"	3/4"	4"
SCUS3-340A-2	3/4"	2"	3/4"	4"
SCUS3-340E	3/4"	3"	3/4"	6"

SOLID CARBIDE SPIRALS




3 FLUTE DOWNCUT CHIPBREAKERS

PART #	CED	CEL	SHANK	OAL
SCCD3-380	3/8"	1-1/4"	3/8"	3"
SCCD3-120-1.25	1/2"	1-1/4"	1/2"	3"
SCCD3-120A	1/2"	1-5/8"	1/2"	3-1/2"
SCCD3-120B	1/2"	2"	1/2"	4"
SCCD3-580	5/8"	2"	5/8"	4"
SCCD3-340-1.5	3/4"	1-1/2"	3/4"	4"
SCCD3-340A	3/4"	2"	3/4"	4"
SCCD3-340E	3/4"	3"	3/4"	6"



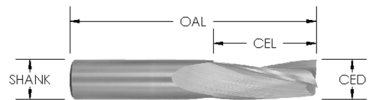
3 FLUTE UPCUT CHIPBREAKERS

PART #	CED	CEL	SHANK	OAL
SCCU3-380	3/8"	1-1/4"	3/8"	3"
SCCU3-120-1.25	1/2"	1-1/4"	1/2"	3"
SCCU3-120A	1/2"	1-5/8"	1/2"	3-1/2"
SCCU3-120B	1/2"	2"	1/2"	4"
SCCU3-580	5/8"	2"	5/8"	4"
SCCU3-340-1.5	3/4"	1-1/2"	3/4"	4"
SCCU3-340A-2	3/4"	2"	3/4"	4"
SCCU3-340E	3/4"	3"	3/4"	6"



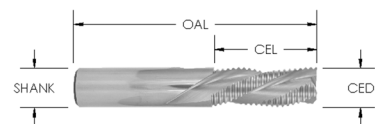
3 FLUTE SLOW SPIRAL DOWNCUT

PART #	CED	CEL	SHANK	OAL
SCSSD3-140A	1/4"	1"	1/4"	2-1/2"
SCSSD-380	3/8"	1-1/4"	3/8"	3"
SCSSD-120	1/2"	1-1/8"	1/2"	3-1/2"
SCSSD-120-1.25S	1/2"	1-1/4"	1/2"	3"
SCSSD-120-1.5	1/2"	1-1/2"	1/2"	3-1/2"
SCSSD-120A	1/2"	1-5/8"	1/2"	4"
SCSSD-340	3/4"	2"	3/4"	4"



3 FLUTE SLOW SPIRAL UPCUT

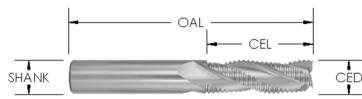
PART #	CED	CEL	SHANK	OAL
SCSSU3-140A	1/4"	1"	1/4"	2-1/2"
SCSSU-380-34CL	3/8"	3/4"	3/8"	3"
SCSSU-380	3/8"	1-1/4"	3/8"	3"
SCSSU-120-750	1/2"	3/4"	1/2"	3"
SCSSU-120	1/2"	1-1/8"	1/2"	3"
SCSSU-120-1.25	1/2"	1-1/4"	1/2"	3"
SCSSU-120A-1.5	1/2"	1-1/2"	1/2"	3-1/2"
SCSSU-120-RD4	1/2"	1-1/2"	1/2"	4"
SCSSU-120C-134	1/2"	1-3/4"	1/2"	4"
SCSSU-340	3/4"	2"	3/4"	4"
SCSSU-340D	3/4"	3"	3/4"	6"



3 FLUTE DOWNCUT ROUGHER

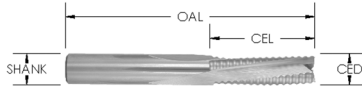
PART #	CED	CEL	SHANK	OAL
SCDR-380-78	3/8"	7/8"	3/8"	2-1/2"
SCDR-380	3/8"	1-1/4"	3/8"	3"
SCDR-120	1/2"	1-1/4"	1/2"	3"
SCDR-120A-1.5	1/2"	1-1/2"	1/2"	3 1/2"
SCDR-120A-RD4	1/2"	1-5/8"	1/2"	4"
SCDR-120A-134	1/2"	1-3/4"	1/2"	3-1/2"
SCDR-120B-134-4	1/2"	1-3/4"	1/2"	4"
SCDR-120C	1/2"	2"	1/2"	4"
SCDR-580-2	5/8"	2"	5/8"	4"
SCDR-340B	3/4"	2"	3/4"	4"
SCDR-340C	3/4"	2-1/2"	3/4"	5"
SCDR-340D	3/4"	3"	3/4"	6"
SCDR-340E	3/4"	3-1/4"	3/4"	6"
SCDR-340F	3/4"	3-1/2"	3/4"	6"

SOLID CARBIDE SPIRALS



3 FLUTE UPCUT ROUGHER

PART #	CED	CEL	SHANK	OAL
SCUR-380-78	3/8"	7/8"	3/8"	2-1/2"
SCUR-380	3/8"	1-1/4"	3/8"	3"
SCUR-120	1/2"	1-1/4"	1/2"	3"
SCUR-120A-1.5	1/2"	1-1/2"	1/2"	3-1/2"
SCUR-120A	1/2"	1-5/8"	1/2"	3-1/2"
SCUR-120B-RD4	1/2"	1-3/4"	1/2"	4"
SCUR-120C	1/2"	2"	1/2"	4"
SCUR-580-2	5/8"	2"	5/8"	4"
SCUR-340	3/4"	2"	3/4"	4"
SCUR-340C	3/4"	2-1/2"	3/4"	5"
SCUR-340D	3/4"	3"	3/4"	6"
SCUR-340E	3/4"	3-1/4"	3/4"	6"
SCUR-340F	3/4"	3-1/2"	3/4"	6"



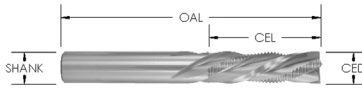
3 FLUTE SLOW SPIRAL DOWNCUT ROUGHER

PART #	CED	CEL	SHANK	OAL
SCSSDR-380	3/8"	1-1/4"	3/8"	3"
SCSSDR-380-SP	3/8"	1-1/4"	3/8"	3-1/2"
SCSSDR-120-1.25	1/2"	1-1/4"	1/2"	3-1/2"
SCSSDR-120A-1.5	1/2"	1-1/2"	1/2"	4"
SCSSDR-120A-SP	1/2"	1-5/8"	1/2"	4"
SCSSDR-580-SP	5/8"	2-1/8"	5/8"	5"
SCSSDR-340A-2	3/4"	2"	3/4"	5"



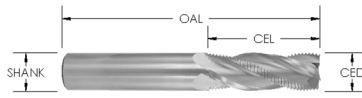
3 FLUTE SLOW SPIRAL UPCUT ROUGHER

PART #	CED	CEL	SHANK	OAL
SCSSUR-380	3/8"	1-1/4"	3/8"	3"
SCSSUR-120-SP	1/2"	1-1/8"	1/2"	3-1/2"
SCSSUR-120A-SP	1/2"	1-5/8"	1/2"	4"
SCSSUR-120B-SP	1/2"	1-3/4"	1/2"	4"
SCSSUR-580B-SP	5/8"	1-5/8"	5/8"	4"
SCSSUR-580C-SP	5/8"	2-1/8"	5/8"	5"
SCSSUR-340B-SP	3/4"	1-5/8"	3/4"	4"
SCSSUR-340-SP	3/4"	2"	3/4"	5"



4 FLUTE DOWNCUT FINISH/ROUGHER

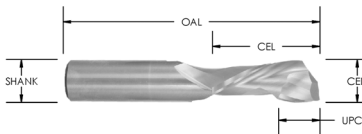
PART #	CED	CEL	SHANK	OAL
SC4DRF-120	1/2"	1-1/8"	1/2"	3-1/2"
SC4DRF-120B	1/2"	1-5/8"	1/2"	4"
SC4DRF-120C	1/2"	2-1/8"	1/2"	4-1/2"
SC4DRF-580B	5/8"	2-1/8"	5/8"	5"
SC4DRF-580B	5/8"	2-1/8"	5/8"	5"
SC4DRF-340B	3/4"	2-1/8"	3/4"	5"



4 FLUTE UPCUT FINISH/ROUGHER

PART #	CED	CEL	SHANK	OAL
SC4URF-120	1/2"	1-1/8"	1/2"	3-1/2"
SC4URF-120B	1/2"	1-5/8"	1/2"	4"
SC4URF-120C	1/2"	2-1/8"	1/2"	4-1/2"
SC4URF-340A	3/4"	2-1/8"	3/4"	5"

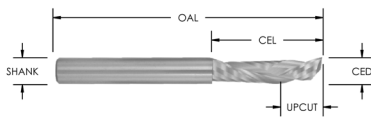
SOLID CARBIDE COMPRESSIONS



1+1 COMPRESSION

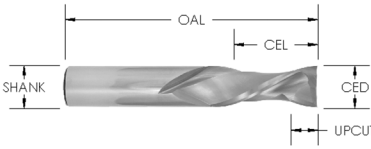
PART #	CED	CEL	SHANK	OAL	UPCUT
SCCOM-140	1/4"	1"	1/4"	2-1/2"	1/4"
SCCOM-380	3/8"	1-1/4"	3/8"	3"	3/8"
SCCOM-380-316U	3/8"	1-1/4"	3/8"	3"	3/16"
SCCOM-120	1/2"	1-1/8"	1/2"	3"	1/2"
SCCOM-120-1.25	1/2"	1-1/4"	1/2"	3"	1/2"
SCCOM-120A	1/2"	1-3/8"	1/2"	3-1/2"	1/2"
SCCOM-120B	1/2"	1-5/8"	1/2"	3-1/2"	1/2"

SOLID CARBIDE COMPRESSIONS



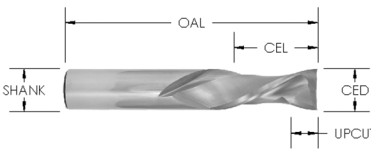
1+1 COMPRESSION, LEFT HAND

PART #	CED	CEL	SHANK	OAL	UPCUT
SCCOM-140-LH	1/4"	1"	1/4"	2-1/2"	1/4"
SCCOM-380-LH	3/8"	1-1/4"	3/8"	3"	3/8"
SCCOM-120-1.25L	1/2"	1-1/4"	1/2"	3"	1/2"



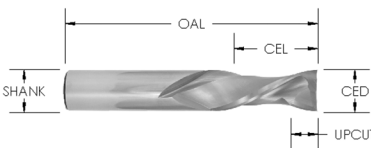
2+2 COMPRESSION, MORTISE

PART #	CED	CEL	SHANK	OAL	UPCUT
SCCOM2-516	5/16"	1"	5/16"	3"	3/16"
SCCOM2-380	3/8"	1-1/4"	3/8"	3"	3/16"
SCCOM2-120-316U	1/2"	1"	1/2"	3"	3/16"
SCCOM2-120-316M	1/2"	1"	1/2"	3-1/2"	3/16"
SCCOM2-120-316E	1/2"	1-1/4"	1/2"	3"	3/16"
SCCOM2-120B-316	1/2"	1-5/8"	1/2"	3-1/2"	3/16"
SCCOM2-580-2.25	5/8"	2-1/4"	5/8"	5"	3/8"




2+2 COMPRESSION

PART #	CED	CEL	SHANK	OAL	UPCUT
SCCOM2-140	1/4"	1"	1/4"	2-1/2"	3/16"
SCCOM2-380-3/8E	3/8"	1-1/4"	3/8"	3"	3/8"
SCCOM2-380C	3/8"	1-1/2"	3/8"	4"	3/8"
SCCOM2-120	1/2"	1-1/8"	1/2"	3"	5/16"
SCCOM2-120-1.25	1/2"	1-1/4"	1/2"	3"	5/16"
SCCOM2-120A	1/2"	1-3/8"	1/2"	3-1/2"	5/16"
SCCOM2-120B	1/2"	1-5/8"	1/2"	3-1/2"	5/16"
SCCOM2-120B-.25	1/2"	1-5/8"	1/2"	3-1/2"	1/4"
SCCOM2-120B-RD4	1/2"	1-5/8"	1/2"	4"	5/16"
SCCOM2-120C-U25	1/2"	1-3/4"	1/2"	4"	1/4"
SCCOM2-120D-RD4	1/2"	2"	1/2"	4"	5/16"
SCCOM2-580FIBER	5/8"	1-1/2"	5/8"	4"	9/16"
SCCOM2-580	5/8"	2"	5/8"	4"	5/8"
SCCOM2-340-1.5	3/4"	1-1/2"	3/4"	4"	7/8"
SCCOM2-340	3/4"	2"	3/4"	4"	7/8"
SCCOM2-340-RD5	3/4"	2-1/2"	3/4"	5"	7/8"
SCCOM2-340E	3/4"	3"	3/4"	6"	7/8"



2+2 COMPRESSION FOR MDF

PART #	CED	CEL	SHANK	OAL	UPCUT
SCOM26-380	3/8"	1-1/4"	3/8"	3"	3/16"
SCOM26-380-3/8E	3/8"	1-1/4"	3/8"	3"	3/8"
SCOM26-120-U316	1/2"	1-1/8"	1/2"	3"	3/16"
SCOM26-120	1/2"	1-1/8"	1/2"	3"	5/16"
SCOM26-120-1.25	1/2"	1-1/4"	1/2"	3"	5/16"
SCOM26-120A	1/2"	1-3/8"	1/2"	3-1/2"	5/16"
SCOM26-120B-316	1/2"	1-5/8"	1/2"	3-1/2"	3/16"
SCOM26-120B	1/2"	1-5/8"	1/2"	3-1/2"	5/16"
SCOM26-120C-U34	1/2"	1-3/4"	1/2"	3-1/2"	3/4"
SCOM26-120D	1/2"	2"	1/2"	4"	5/16"
SCOM26-340	3/4"	2"	3/4"	4"	7/8"

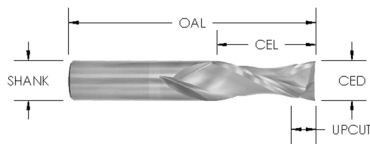


2+2 COMPRESSION W/ CHIPBREAKERS

PART #	CED	CEL	SHANK	OAL	UPCUT
SCCBM2-380-3/8E	3/8"	1-1/4"	3/8"	3"	3/8"
SCCBM2-380C	3/8"	1-1/2"	3/8"	4"	3/8"
SCCBM2-120	1/2"	1-1/8"	1/2"	3"	5/16"
SCCBM2-120-1.25	1/2"	1-1/4"	1/2"	3"	5/16"
SCCBM2-120A	1/2"	1-3/8"	1/2"	3-1/2"	5/16"
SCCBM2-120B	1/2"	1-5/8"	1/2"	3-1/2"	5/16"
SCCBM2-120B-.25	1/2"	1-5/8"	1/2"	3-1/2"	1/4"
SCCBM2-120B-RD4	1/2"	1-5/8"	1/2"	4"	5/16"
SCCBM2-120C-U25	1/2"	1-3/4"	1/2"	4"	1/4"
SCCBM2-120D-RD4	1/2"	2"	1/2"	4"	5/16"
SCCBM2-580FIBER	5/8"	1-1/2"	5/8"	4"	9/16"
SCCBM2-580	5/8"	2"	5/8"	4"	5/8"
SCCBM2-340-1.5	3/4"	1-1/2"	3/4"	4"	7/8"
SCCBM2-340	3/4"	2"	3/4"	4"	7/8"
SCCBM2-340-RD5	3/4"	2-1/2"	3/4"	5"	7/8"
SCCBM2-340E	3/4"	3"	3/4"	6"	7/8"

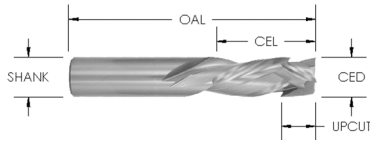
SOLID CARBIDE COMPRESSIONS

TOOLCO
INDUSTRIAL CORPORATION




2+2 COMPRESSION, LEFT HAND

PART #	CED	CEL	SHANK	OAL	UPCUT
SCCOM2-140-LH	1/4"	1"	1/4"	2-1/2"	3/16"
SCCOM2-380-LH	3/8"	1-1/4"	3/8"	3"	3/16"
SCCOM2-380-38EL	3/8"	1-1/4"	3/8"	3"	3/8"
SCCOM2-120A-L	1/2"	1-1/4"	1/2"	3"	5/16"
SCCOM2-120B-L	1/2"	1-5/8"	1/2"	3-1/2"	5/16"
SCCOM2-120D-LH	1/2"	2"	1/2"	4"	5/16"
SCCOM2-580-LH	5/8"	2"	5/8"	4"	5/8"
SCCOM2-340-1.5L	3/4"	1-1/2"	3/4"	4"	7/8"
SCCOM2-340-2LH	3/4"	2"	3/4"	4"	7/8"
SCCOM2-340-R5L	3/4"	2-1/2"	3/4"	5"	7/8"



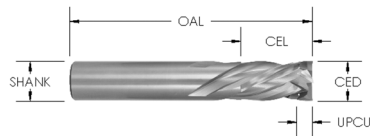
3+3 COMPRESSION

PART #	CED	CEL	SHANK	OAL	UPCUT
SCCOM3-380	3/8"	1-1/4"	3/8"	3"	3/16"
SCCOM3-380-3/8E	3/8"	1-1/4"	3/8"	3"	3/8"
SCCOM3-120	1/2"	1-1/8"	1/2"	3"	7/16"
SCCOM3-120A-316	1/2"	1-1/4"	1/2"	3"	3/16"
SCCOM3-120-1.25	1/2"	1-1/4"	1/2"	3"	7/16"
SCCOM3-120B	1/2"	1-5/8"	1/2"	3-1/2"	3/4"
SCCOM3-340	3/4"	2"	3/4"	4"	7/8"



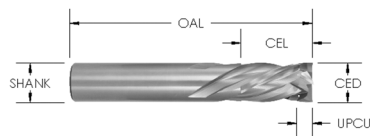
3+3 COMPRESSION W/ CHIPBREAKERS

PART #	CED	CEL	SHANK	OAL	UPCUT
SCCBM3-380-3/8E	3/8"	1-1/4"	3/8"	3"	3/8"
SCCBM3-120	1/2"	1-1/8"	1/2"	3"	7/16"
SCCBM3-120A-316	1/2"	1-1/4"	1/2"	3"	3/16"
SCCBM3-120-1.25	1/2"	1-1/4"	1/2"	3"	7/16"
SCCBM3-120B	1/2"	1-5/8"	1/2"	3-1/2"	3/4"
SCCBM3-340	3/4"	2"	3/4"	4"	7/8"



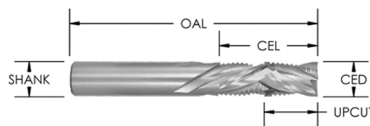
4+4 COMPRESSION

PART #	CED	CEL	SHANK	OAL	UPCUT
SCCOM4-120-1	1/2"	1"	1/2"	3"	1/2"
SCCOM4-120	1/2"	1-1/8"	1/2"	3"	1/2"
SCCOM4-120A	1/2"	1-3/8"	1/2"	3-1/2"	3/4"
SCCOM4-120B-RD4	1/2"	1-5/8"	1/2"	4"	3/4"
SCCOM4-340	3/4"	1-7/8"	3/4"	4"	7/8"
SCCOM4-340B	3/4"	2-1/2"	3/4"	5"	1-1/4"



4+4 COMPRESSION MORTISE

PART #	CED	CEL	SHANK	OAL	UPCUT
SCCOM4-120-78	1/2"	7/8"	1/2"	3"	3/16"
SCCOM4-120A-316	1/2"	1-3/8"	1/2"	3-1/2"	3/16"

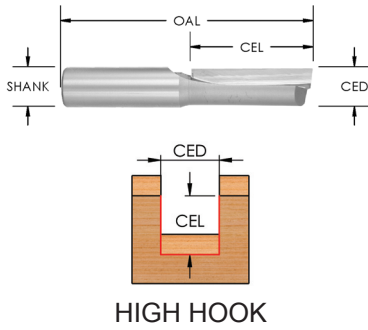


4+4 COMPRESSION FINISH/ROUGHER

PART #	CED	CEL	SHANK	OAL	UPCUT
SCCR-120-1	1/2"	1"	1/2"	3"	1/2"
SCCR-120	1/2"	1-1/8"	1/2"	3"	1/2"
SCCR-120A	1/2"	1-3/8"	1/2"	3-1/2"	3/4"
SCCR-120B-RD4	1/2"	1-5/8"	1/2"	4"	3/4"
SCCR-340	3/4"	1-7/8"	3/4"	4"	7/8"
SCCR-340B	3/4"	2-1/2"	3/4"	5"	1-1/4"

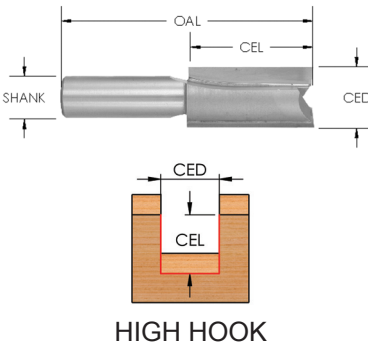
SOLID CARBIDE COMPRESSIONS

CARBIDE TIPPED BITS



SINGLE FLUTE STRAIGHT BIT

Part #	CED	CEL	SHANK	OAL
400-240	1/4"	1"	1/4"	2-1/4"
400-250	1/4"	1"	1/4"	2-7/8"
400-260	1/4"	1"	1/2"	2-1/2"
400-340	3/8"	1"	1/2"	2-1/2"
400-350	3/8"	1-1/4"	3/8"	2-1/2"
400-360	3/8"	1-1/4"	1/2"	2-3/4"
400-520	1/2"	1-1/4"	1/2"	2-3/4"
400-530	1/2"	1-1/4"	1/2"	4"
400-540	1/2"	1-1/2"	1/2"	3"
400-550	1/2"	1-1/2"	1/2"	4"
400-560	1/2"	2"	1/2"	4"
400-570	1/2"	2-1/2"	1/2"	4-1/4"

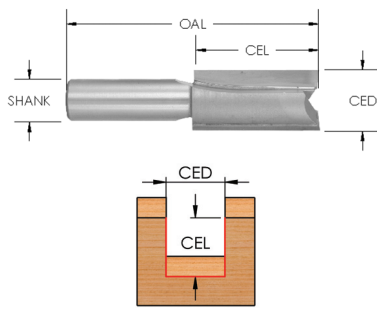


DOUBLE FLUTE STRAIGHT BIT

Part #	CED	CEL	SHANK	OAL
401-218	0.248	1"	1/4"	3-3/4"
401-235	1/4"	3/4"	1/4"	2"
401-240	1/4"	3/4"	1/4"	2-5/8"
401-245	1/4"	3/4"	1/2"	2-1/4"
401-260	1/4"	1"	1/4"	2-3/8"
401-265	1/4"	1"	1/4"	2-7/8"
401-292	9/32"	1"	1/4"	2-1/4"
401-315	5/16"	1"	1/4"	2-1/4"
401-325	5/16"	1"	1/2"	2-1/2"
401-325E	5/16"	1"	1/2"	2-3/4"
401-330	5/16"	1"	1/2"	3"
401-335	5/16"	1-1/4"	1/4"	2-1/2"
401-360	3/8"	1"	1/4"	2-1/4"
401-365	3/8"	1"	3/8"	2-1/4"
401-370	3/8"	1"	1/2"	2-1/2"
401-370E	3/8"	1"	1/2"	3"
401-375	3/8"	1-1/4"	1/4"	2-1/2"
401-380	3/8"	1-1/4"	3/8"	3-3/8"
401-385	3/8"	1-1/4"	1/2"	2-3/4"
401-410	13/32"	1"	1/2"	2-1/2"
401-420	7/16"	1-1/4"	1/2"	2-3/4"
401-515	1/2"	1"	1/4"	2-1/2"
401-525	1/2"	1"	1/2"	3-1/4"
401-540	1/2"	1-1/4"	1/2"	2-3/4"
401-550	1/2"	1-1/2"	1/2"	3"
401-555	1/2"	1-1/2"	1/2"	4-1/4"
401-560	1/2"	2"	1/2"	3-1/2"
401-565	1/2"	2"	1/2"	4"
401-570	1/2"	2"	1/2"	5"
401-575	1/2"	2-1/2"	1/2"	4-1/2"
401-580	17/32"	1-1/4"	1/2"	2-7/8"
401-590	9/16"	1-1/4"	1/2"	2-7/8"
401-620	5/8"	1"	1/2"	2-5/8"
401-625	5/8"	1-1/4"	1/2"	2-7/8"
401-630	5/8"	1-1/2"	1/2"	3-1/8"
401-640	5/8"	2"	1/2"	3-3/4"
401-656	21/32"	1-1/4"	1/2"	2-7/8"
401-675	11/16"	1-1/4"	1/2"	2-7/8"
401-730	3/4"	1"	1/2"	2-3/4"
401-735	3/4"	1-1/4"	1/2"	2-3/4"
401-745	3/4"	1-1/2"	1/2"	3"
401-755	3/4"	2"	1/2"	3-3/4"
401-765	3/4"	2"	3/4"	4"
401-775	3/4"	2-1/2"	3/4"	5"
401-785	25/32"	1-1/4"	1/2"	2-7/8"
401-810	13/16"	1-1/4"	1/2"	2-7/8"
401-820	7/8"	1-1/4"	1/2"	2-7/8"
401-860	1"	1-1/4"	1/2"	2-7/8"

CONTINUED ON THE NEXT PAGE.....

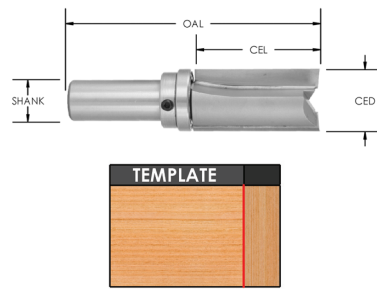
CARBIDE TIPPED BITS



HIGH HOOK

DOUBLE FLUTE STRAIGHT BIT, CONT....

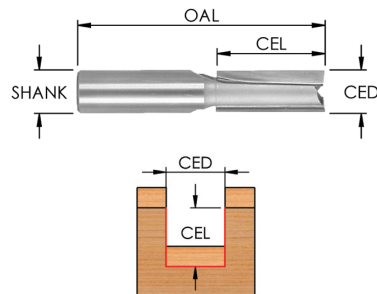
Part #	CED	CEL	SHANK	OAL
401-870	1"	1-1/2"	1/2"	2-7/8"
401-880	1"	2"	1/2"	3-3/4"
401-890	1-1/8"	1-1/4"	1/2"	3-1/4"
401-895	1-1/8"	1-1/2"	1/2"	3-1/2"
401-900	1-1/8"	2"	1/2"	4"
401-910	1-1/4"	1-1/4"	1/2"	2-7/8"
401-930	1-1/2"	1-1/4"	1/2"	2-7/8"
401-950	1-3/4"	1-1/4"	1/2"	2-7/8"



HIGH HOOK

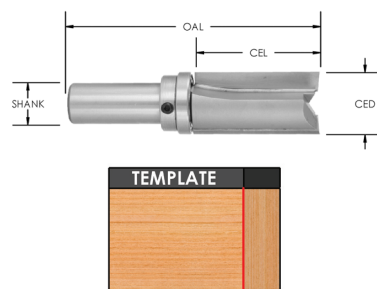
DOUBLE FLUTE TEMPLATE STRAIGHT BIT

Part #	CED	CEL	SHANK	OAL	BEARING
401-515T	1/2"	1"	1/4"	2-1/2"	B-500A
401-715T	3/4"	3/4"	1/4"	2-3/8"	B-750-12
401-730T	3/4"	1"	1/2"	2-3/4"	B-750-12
401-735T	3/4"	1-1/4"	1/2"	2-3/4"	B-750-12
401-745T	3/4"	1-1/2"	1/2"	3"	B-750-12
401-755T	3/4"	2"	1/2"	3-3/4"	B-750-12
401-890T	1-1/8"	1-1/4"	1/2"	3-1/4"	B-1125
401-895T	1-1/8"	1-1/2"	1/2"	3-1/2"	B-1125
401-900T	1-1/8"	2"	1/2"	4"	B-1125



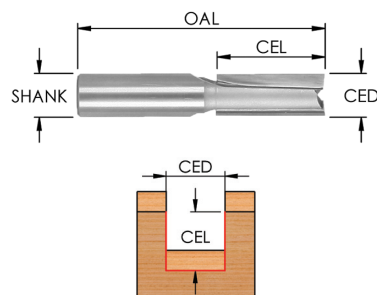
DOUBLE FLUTE STRAIGHT BIT

Part #	CED	CEL	SHANK	OAL
401E-026'	1/2"	1"	1/4"	2-1/2"
401E-066'	1/2"	1"	1/2"	2-5/8"
401E-067'	1/2"	1-1/4"	1/2"	2-7/8"
401E-069'	1/2"	1-1/2"	1/2"	3-1/8"
401E-071'	1/2"	2"	1/2"	3-1/2"
401E-072'	1/2"	2"	1/2"	4-1/8"
401E-073'	1/2"	2-1/2"	1/2"	4-1/2"
401E-073-01'	1/2"	2-1/2"	1/2"	5-1/2"
401E-084'	3/4"	1"	1/2"	2-3/4"
401E-085'	3/4"	1-1/4"	1/2"	2-3/4"
401E-086'	3/4"	1-1/2"	1/2"	3"
401E-087'	3/4"	2"	1/2"	3-3/4"
401E-096-02'	1-1/8"	1-1/4"	1/2"	3-1/4"
401E-096'	1-1/8"	1-1/2"	1/2"	3-1/2"
401E-096-04'	1-1/8"	2"	1/2"	4"



DOUBLE FLUTE TEMPLATE STRAIGHT BIT

Part #	CED	CEL	SHANK	OAL	BEARING
401E-026T	1/2"	1"	1/4"	2-1/2"	B-500A
401E-084T	3/4"	1"	1/2"	2-3/4"	B-750-12
401E-085T	3/4"	1-1/4"	1/2"	2-3/4"	B-750-12
401E-086T	3/4"	1-1/2"	1/2"	3"	B-750-12
401E-087T	3/4"	2"	1/2"	3-3/4"	B-750-12
401E-096-02T	1-1/8"	1-1/4"	1/2"	3-1/4"	B-1125
401E-096T	1-1/8"	1-1/2"	1/2"	3-1/2"	B-1125
401E-096-04T	1-1/8"	2"	1/2"	4"	B-1125



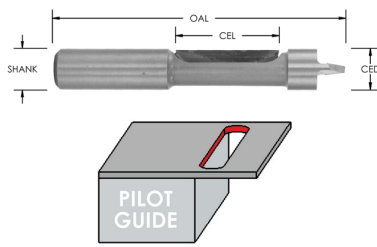
2 FLUTE DOWNSHEAR STRAIGHT BIT

Part #	CED	CEL	SHANK	OAL
401H-0332*	7/32"	3/4"	1/4"	2"
401H-0362	15/64"	3/4"	1/4"	2-1/4"
401H-0752	31/64"	1"	1/4"	2-1/4"
401H-1192	23/32"	1"	1/4"	2-1/4"
401H-0335*	7/32"	3/4"	1/2"	2-15/16"
401H-0365	15/64"	3/4"	1/2"	2-1/4"
401H-0755	31/64"	1"	1/2"	2-5/8"
401H-1195	23/32"	1"	1/2"	2-1/2"

* bits are solid carbide

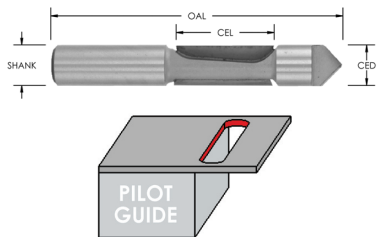
CARBIDE TIPPED BITS

TOOLCO INDUSTRIAL CORPORATION



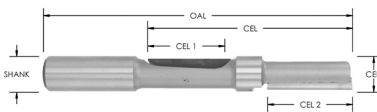
SINGLE FLUTE PANEL PILOT

Part #	CED	CEL	SHANK	OAL	TIPS
402-005	1/4"	3/4"	1/4"	2-1/2"	WEDGE TIP
402-010	1/4"	3/4"	1/4"	2-1/2"	FLAT TIP
402-015	3/8"	1"	3/8"	3"	WEDGE TIP
402-020	3/8"	1"	3/8"	2-7/8"	FLAT TIP
402-025	1/2"	1-1/4"	1/2"	3-1/2"	WEDGE TIP
402-030	1/2"	1-1/4"	1/2"	3-1/2"	FLAT TIP
402-040	1/2"	2"	1/2"	4-1/2"	WEDGE TIP



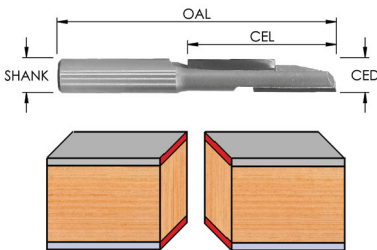
DOUBLE FLUTE PANEL PILOT

Part #	CED	CEL	SHANK	OAL	TIPS
402-134	3/8"	1"	3/8"	2-7/8"	WEDGE TIP
402-138	1/2"	1-3/16"	1/2"	3-1/2"	WEDGE TIP
402-142	1/2"	2"	1/2"	4-1/2"	WEDGE TIP



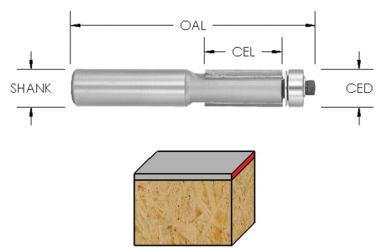
STAGGETOOTH PANEL BIT

Part #	CED	CEL	SHANK	OAL	CEL 1	CEL 2
402-550	1/2"	1-7/8"	1/2"	3-3/8"	1-3/16"	1-3/16"



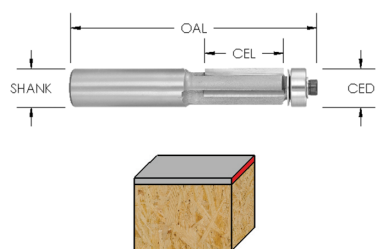
STAGGETOOTH BIT

Part #	CED	CEL	SHANK	OAL
403-760	1/2"	2-1/4"	1/2"	4"



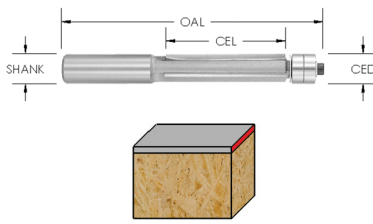
FLUSH TRIM BIT, 1 AND 2 FLUTE

PART #	CED	CEL	SHANK	OAL	FLUTES	BEARING
FTB-121	3/8"	1/2"	1/4"	2-1/4"	2	B-375
FTB-120	3/8"	1"	1/4"	2-3/4"	2	B-375
FTB-320-SF	3/8"	1"	3/8"	2-7/8"	1	B-375A
FTB-131	1/2"	1/2"	1/4"	2-5/16"	2	B-500
FTB-130	1/2"	1"	1/4"	2-13/16"	2	B-500
FTB-140	1/2"	1-1/2"	1/4"	3-5/16"	2	B-500
FTB-231	1/2"	1/2"	1/2"	2-11/16"	2	B-500
FTB-230	1/2"	1"	1/2"	3-3/16"	2	B-500
FTB-520-SF	1/2"	1"	1/2"	3-15/16"	1	B-500
FTB-232	1/2"	1-1/2"	1/2"	3-11/16"	2	B-500
FTB-240	1/2"	2"	1/2"	4-3/16"	2	B-500
FTB-340	3/4"	1"	1/2"	3-1/4"	2	B-750
FTB-340C	3/4"	1-1/4"	1/2"	3-1/2"	2	B-750
FTB-342	3/4"	1-1/2"	1/2"	3-3/4"	2	B-750
FTB-350	3/4"	2"	1/2"	4-1/4"	2	B-750



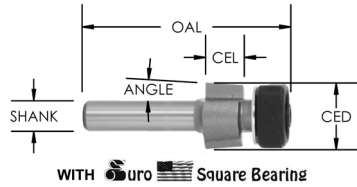
FLUSH TRIM BIT, 3 FLUTE

PART #	CED	CEL	SHANK	OAL	FLUTES	BEARING
FTB-134	1/2"	1/2"	1/4"	2-5/16"	3	B-500
FTB-133	1/2"	1"	1/4"	2-13/16"	3	B-500
FTB-233	1/2"	1"	1/2"	3-3/16"	3	B-500
FTB-235	1/2"	1-1/2"	1/2"	3-11/16"	3	B-500
FTB-243	1/2"	2"	1/2"	4-3/16"	3	B-500



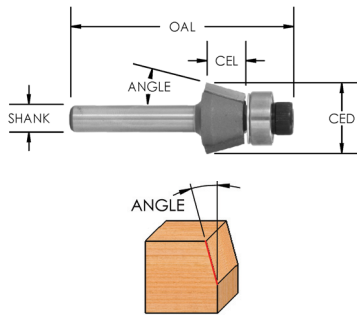
FLUSH TRIM BIT, DOUBLE BEARING

PART #	CED	CEL	SHANK	OAL	FLUTES	BEARING
FTB-252	1/2"	1-1/2"	1/2"	3-7/8"	2	2 X B-500
FTB-253	1/2"	2"	1/2"	4-3/8"	2	2 X B-500
FTB-262	1/2"	1-1/2"	1/2"	3-7/8"	3	2 X B-500
FTB-263	1/2"	2"	1/2"	4-3/8"	3	2 X B-500



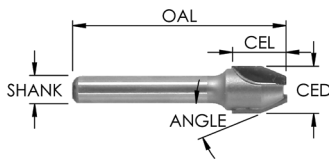
EURO TRIM BIT

PART #	CED	CEL	SHANK	OAL	ANGLE	BEARING
FTE-500-4	1/2"	1/4"	1/4"	1-11/16"	2 DEG	B-E500
FTE-750-4	3/4"	5/8"	1/4"	1-5/16"	4 DEG	B-E750
FTE-750-2	3/4"	5/8"	1/2"	1-5/16"	4 DEG	B-E750



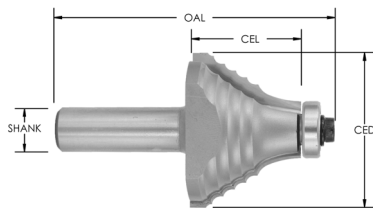
BEVEL TRIM BIT, CT

PART #	CED	CEL	SHANK	OAL	ANGLE	BEARING
BTB-107	9/16"	3/8"	1/4"	2-3/8"	7 DEG	B-500
BTB-115B	5/8"	9/32"	1/4"	1-15/16"	15 DEG	B-500
BTB-115-12	3/4"	1/2"	1/4"	2-3/16"	15 DEG	B-500
BTB-122B	3/4"	9/32"	1/4"	1-15/16"	22 DEG	B-500
BTB-125	1"	9/16"	1/4"	2-1/4"	25 DEG	B-500
BTB-115E-2	1"	1"	1/2"	2-15/16"	15 DEG	B-500
BTB-1225E-2	1-3/16"	15/16"	1/2"	2-15/16"	22.5 DEG	B-500
BTB-130E-2	1-3/8"	7/8"	1/2"	2-15/16"	30 DEG	B-500



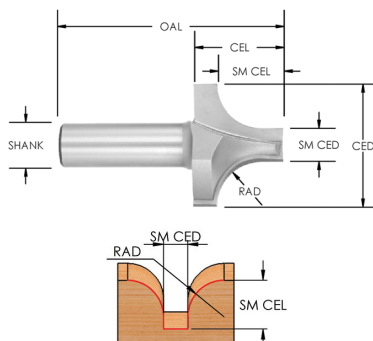
FLUSH AND BEVEL, CT

PART #	CED	CEL	SHANK	OAL	ANGLE
FB-716	7/16"	1/2"	1/4"	1-1/8"	22-1/2"
FB-716C	7/16"	1/2"	1/4"	1-7/8"	22-1/2"



BEADING PICTURE FRAME MOLDING BIT

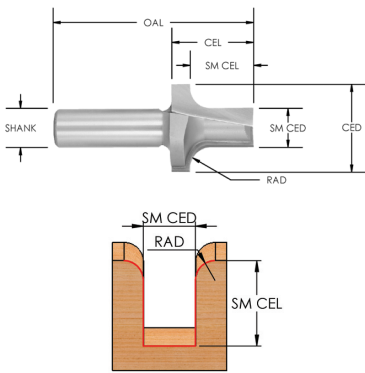
PART #	CED	CEL	SHANK	OAL	BEARING
BFM-9205	1-45/64"	1-11/16"	1/2"	3-1/16"	B-625



BORING POINT ROUNDROVER

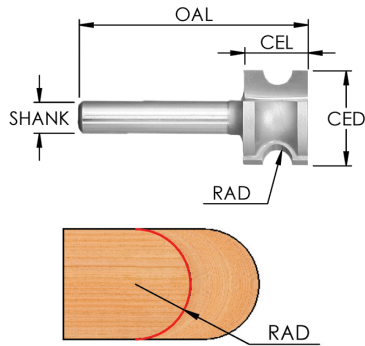
PART #	CED	CEL	SHANK	OAL	RAD	SM CED	SM CEL
BPRO-140	3/4"	9/16"	1/2"	2-1/16"	1/4"	1/4"	3/8"
BPRO-380A	1"	1/2"	1/2"	2-1/8"	3/8"	1/4"	5/16"
BPRO-380	1"	3/4"	1/2"	2-1/4"	3/8"	1/4"	1/2"
BPRO-120	1-3/8"	1"	1/2"	2-1/2"	1/2"	3/8"	3/4"
BPRO-916	1-5/8"	1-5/16"	1/2"	2-13/16"	9/16"	1/2"	1"
BPRO-340	2"	1-7/16"	1/2"	3-1/16"	3/4"	1/2"	1-1/8"

BORING POINT ROUNDOVER AND EDGE TRIM



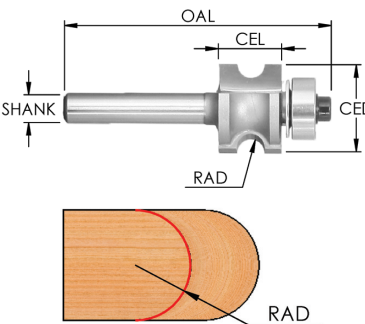
PART #	CED	CEL	SHANK	OAL	RAD	SM CED	SM CEL
BPRE-316	1"	1-1/16"	1/2"	2-9/16"	3/16"	1/2"	13/16"
BPRE-316A	1"	1-9/16"	1/2"	3-1/16"	3/16"	1/2"	1-5/16"
BPRE-140	1-1/8"	1-1/16"	1/2"	2-9/16"	1/4"	1/2"	13/16"
BPRE-140A	1-1/8"	1-9/16"	1/2"	3-1/16"	1/4"	1/2"	1-5/16"
BPRE-380	1-3/8"	1-1/16"	1/2"	2-9/16"	3/8"	1/2"	13/16"
BPRE-380A	1-3/8"	1-9/16"	1/2"	3-1/16"	3/8"	1/2"	1-5/16"

BULLNOSE



PART #	CED	CEL	SHANK	OAL	RAD	MATERIAL
BN-564-4	21/32"	1/2"	1/4"	1-3/4"	5/64"	1/8"
BN-764-4	23/32"	1/2"	1/4"	1-3/4"	7/64"	3/16"
BN-964-4	25/32"	3/4"	1/4"	2"	9/64"	1/4"
BN-1164-4	27/32"	3/4"	1/4"	2"	11/64"	5/16"
BN-1364-4	29/32"	3/4"	1/4"	2"	13/64"	3/8"
BN-764-2	23/32"	1/2"	1/2"	2-1/8"	7/64"	3/16"
BN-964-2	25/32"	3/4"	1/2"	2-3/8"	9/64"	1/4"
BN-1164-2	27/32"	3/4"	1/2"	2-3/8"	11/64"	5/16"
BN-1364-2	29/32"	3/4"	1/2"	2-3/8"	13/64"	3/8"
BN-1764-2	1-1/32"	1"	1/2"	2-5/8"	17/64"	1/2"
BN-1132-2	1-3/16"	1-1/8"	1/2"	2-3/4"	11/32"	5/8"
BN-1332-2	1-5/16"	1-1/4"	1/2"	2-7/8"	13/32"	3/4"
BN-1532-2	1-7/16"	1-3/8"	1/2"	3"	15/32"	7/8"
BN-1732-2	1-9/16"	1-1/2"	1/2"	3-1/8"	17/32"	1"
BN-2132-2	1-13/16"	1-3/4"	1/2"	3-3/8"	21/32"	1-1/4"

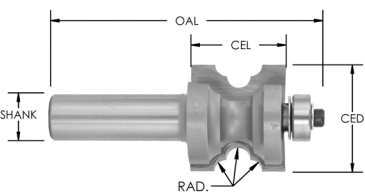
BULLNOSE W/ BEARING



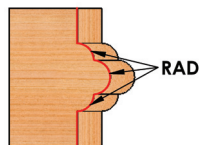
PART #	CED	SHANK	OAL	OAL	RAD	MATERIAL
BNB-564-4	21/32"	1/4"	1/2"	2-1/8"	5/64"	1/8"
BNB-764-4	23/32"	1/4"	1/2"	2-1/8"	7/64"	3/16"
BNB-964-4	25/32"	1/4"	3/4"	2-3/8"	9/64"	1/4"
BNB-1164-4	27/32"	1/4"	3/4"	2-3/8"	11/64"	5/16"
BNB-764-2	23/32"	1/2"	1/2"	2-1/2"	7/64"	3/16"
BNB-964-2	25/32"	1/2"	3/4"	2-3/4"	9/64"	1/4"
BNB-1164-2	27/32"	1/2"	3/4"	2-3/4"	11/64"	5/16"

NOTE: all the above bits use a B-500 bearing

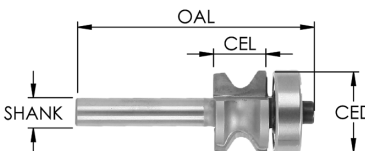
BEAUTY MOLDING BIT



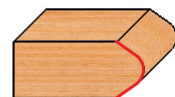
PART #	CED	CEL	SHANK	OAL	RAD	BEARING
BM-9105	1-1/8"	1"	1/2"	2-15/16"	1/8"	B-500



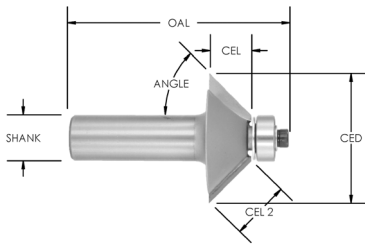
CHAIRMAT BIT



PART #	CED	CEL	SHANK	OAL	RAD	BEARING
CHR-332	19 mm	1/2"	1/4"	2-1/8"	3/32"	B-745R

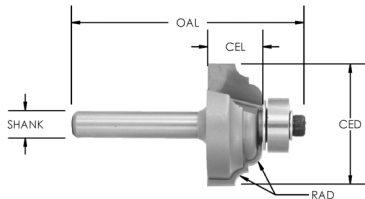
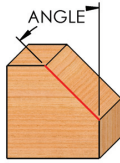


NOTE: max material thickness 1/4"



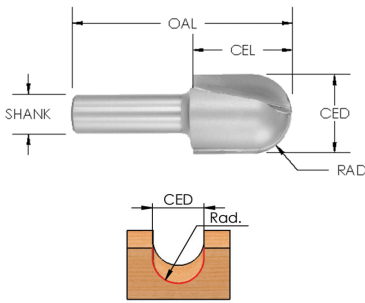
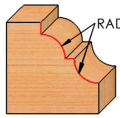
CHAMFER BIT

PART #	CED	CEL	SHANK	OAL	CEL 2	ANGLE	BEARING
CH-716-4	1-3/8"	5/8"	1/4"	2-1/8"	7/16"	45 DEG	B-500
CH-716-2	1-3/8"	5/8"	1/2"	2-3/8"	7/16"	45 DEG	B-500
CH-136-2	2-1/8"	1-1/8"	1/2"	2-3/4"	13/16"	45 DEG	B-500
CH-1116-2	2-5/8"	1-1/2"	1/2"	3"	1-1/16"	45 DEG	B-500



CLASSICAL BIT

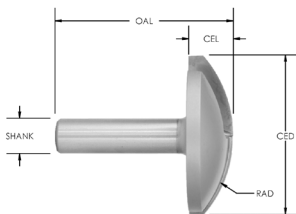
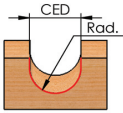
PART #	CED	CEL	SHANK	OAL	RAD	BEARING
CL-180-4	1-1/8"	1/2"	1/4"	2-1/8"	1/8"	B-500
CL-532-4	1-1/4"	11/16"	1/4"	2-3/8"	5/32"	B-500
CL-180-2	1-1/8"	1/2"	1/2"	2-3/8"	1/8"	B-500
CL-532-2	1-1/4"	11/16"	1/2"	2-5/8"	5/32"	B-500



CORE BOX BIT

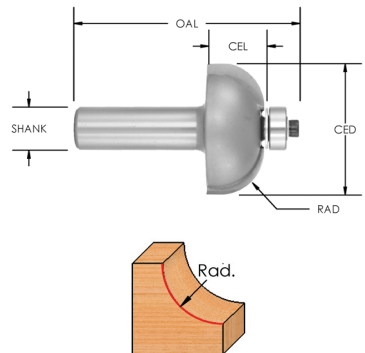
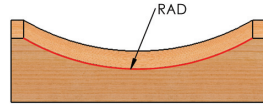
PART #	CED	CEL	SHANK	OAL	RAD
CB-180A*	1/8"	5/16"	1/4"	2"	1/16"
CB-316A*	3/16"	3/8"	1/4"	2"	3/32"
CB-140A*	1/4"	3/8"	1/4"	2"	1/8"
CB-316-4	3/8"	1/4"	1/4"	1-1/2"	3/16"
CB-140-4	1/2"	11/32"	1/4"	1-1/2"	1/4"
CB-516-4	5/8"	3/8"	1/4"	1-5/8"	5/16"
CB-380-4	3/4"	15/32"	1/4"	1-11/16"	3/8"
CB-316-2	3/8"	1"	1/2"	2-1/2"	3/16"
CB-140-2	1/2"	1-1/4"	1/2"	2-3/4"	1/4"
CB-516-2	5/8"	1-1/4"	1/2"	2-3/4"	5/16"
CB-380-2	3/4"	1-1/4"	1/2"	2-3/4"	3/8"
CB-120-2	1"	1-1/4"	1/2"	2-3/4"	1/2"

* SOLID CARBIDE



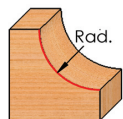
ROUND NOSE BIT

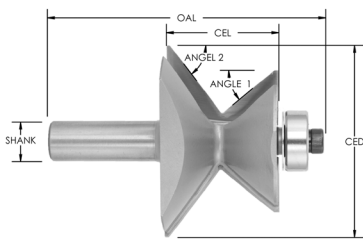
PART #	CED	CEL	SHANK	OAL	RAD
CB-2250	2-1/4"	5/8"	1/2"	2-1/2"	1-3/4"



CHAMFER BIT

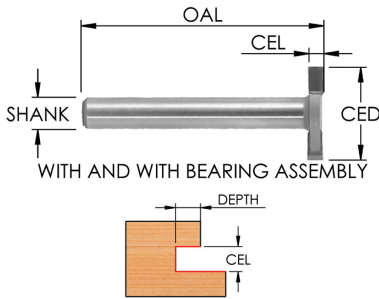
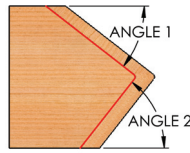
PART #	CED	CEL	SHANK	OAL	RAD	BEARING
COV-180-4	3/4"	5/16"	1/4"	2"	1/8"	B-500
COV-316-4	7/8"	1/2"	1/4"	2-1/16"	3/16"	B-500
COV-140-4	1"	1/2"	1/4"	2-1/8"	1/4"	B-500
COV-516-4	1-1/8"	1/2"	1/4"	2-3/16"	5/16"	B-500
COV-380-4	1-1/4"	1/2"	1/4"	2-1/4"	3/8"	B-500
COV-120-4	1-1/2"	5/8"	1/4"	2-5/16"	1/2"	B-500
COV-316-2	7/8"	1/2"	1/2"	2-5/16"	3/16"	B-500
COV-140-2	1"	1/2"	1/2"	2-3/8"	1/4"	B-500
COV-516-2	1-1/8"	1/2"	1/2"	2-3/8"	5/16"	B-500
COV-380-2	1-1/4"	1/2"	1/2"	2-7/16"	3/8"	B-500
COV-120-2	1-1/2"	5/8"	1/2"	2-9/16"	1/2"	B-500
COV-580-2	1-3/4"	3/4"	1/2"	2-11/16"	5/8"	B-500
COV-340-2	2"	1"	1/2"	2-13/16"	3/4"	B-500





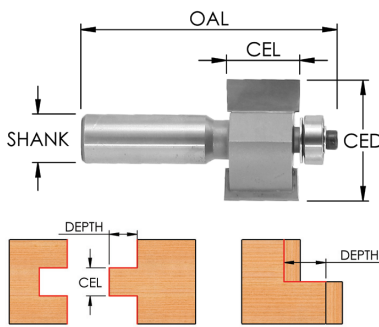
CROWN MOLDING EDGE TRIM

PART #	CED	CEL	SHANK	OAL	ANGLE 1	ANGLE 2	BEARING
CMB-9065	2-3/8"	1-3/8"	1/2"	3-3/8"	38 deg	52 deg	B-750



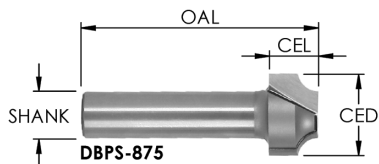
SLOT AND UNDERCUT BIT

PART #	CED	CEL	SHANK	OAL	DEPTH	BEARING
CTU-180-4	3/4"	1/8"	1/4"	1-7/8"	1/4"	NONE
CTU-180-4B	3/4"	1/8"	1/4"	1-7/8"	1/8"	B-500A
CTU-140-4	1"	1/4"	1/4"	2"	3/8"	NONE
CTU-140-4B	1"	1/4"	1/4"	2"	1/4"	B-500A
CTU-140C-4	1-1/2"	1/4"	1/4"	2"	5/8"	NONE
CTU-140C-4B	1-1/2"	1/4"	1/4"	2"	1/2"	B-500A



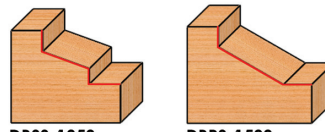
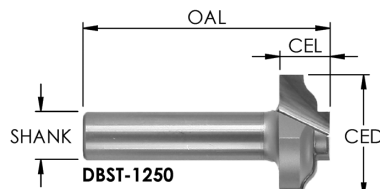
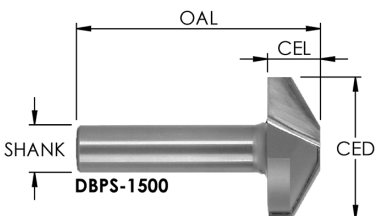
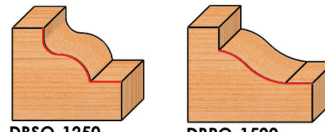
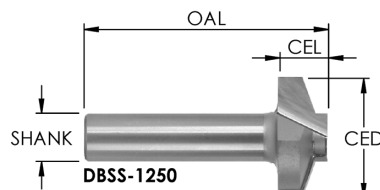
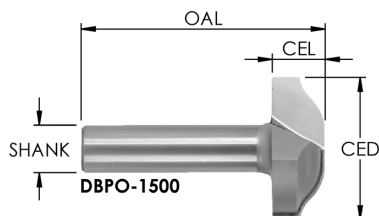
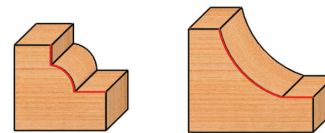
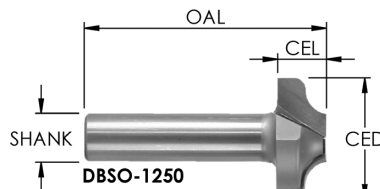
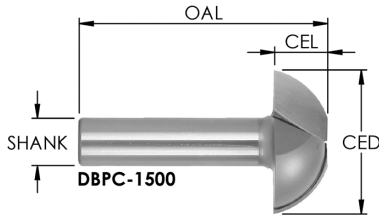
SLOTTING AND RABBETING BIT

PART #	CED	CEL	SHANK	OAL	DEPTH	BEARING
CTS-180-114-4	1-1/4"	1/8"	1/4"	2"	3/8"	B-500
CTS-532-112-4	1-1/2"	5/32"	1/4"	2"	1/2"	B-500
CTS-140-114-4	1-1/4"	1/4"	1/4"	1-3/4"	3/8"	B-500
CTS-180-114-2	1-1/4"	1/8"	1/2"	1-3/4"	3/8"	B-500
CTS-532-112-2	1-1/2"	5/32"	1/2"	2"	1/2"	B-500
CTS-140-114-2	1-1/4"	1/4"	1/2"	2"	3/8"	B-500
CTS-340-114-2	1-1/4"	3/4"	1/2"	1-1/2"	3/8"	B-500




MDF PROFILE BIT

PART #	CED	CEL	SHANK	OAL
DBPS-875	7/8"	1/2"	1/2"	2-1/2"
DBSO-1250	1-1/4"	1/2"	1/2"	2-1/2"
DBSS-1250	1-1/4"	1/2"	1/2"	2-1/2"
DBST-1250	1-1/4"	1/2"	1/2"	2-1/2"
DBPC-1500	1-1/2"	1/2"	1/2"	2-1/2"
DBPO-1500	1-1/2"	1/2"	1/2"	2-1/2"
DBPS-1500	1-1/2"	1/2"	1/2"	2-1/2"



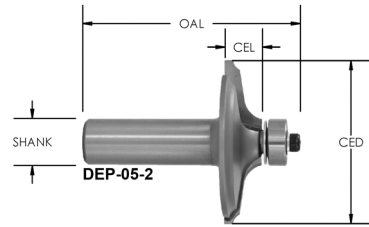
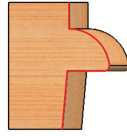
CARBIDE TIPPED BITS

TOOLCO
INDUSTRIAL CORPORATION



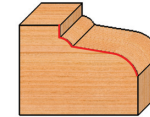
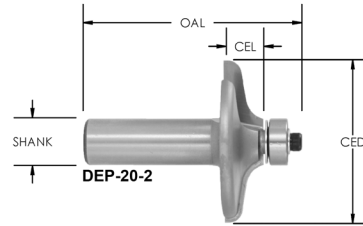
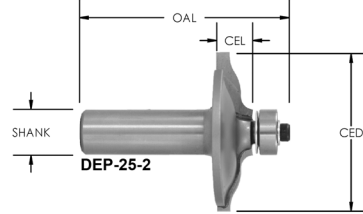
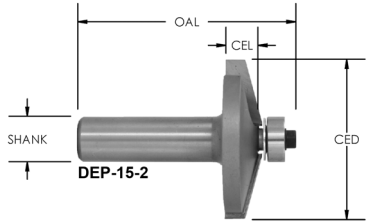
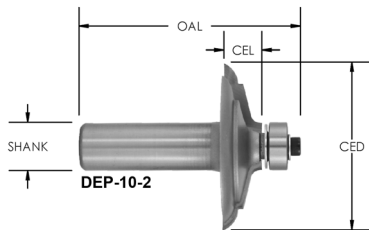
DOOR EDGE BIT

PART #	CED	CEL	SHANK	OAL
DE-101	1-1/2"	1-3/16"	1/2"	2-15/16"

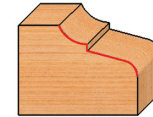


DOOR EDGE PROFILE

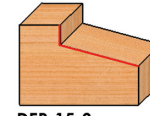
PART #	CED	CEL	SHANK	OAL	BEARING
DEP-05-2	1-3/4"	3/8"	1/2"	2-5/16"	B-500
DEP-10-2	1-3/4"	3/8"	1/2"	2-5/16"	B-500
DEP-15-2	1-3/4"	3/8"	1/2"	2-5/16"	B-500
DEP-20-2	1-3/4"	3/8"	1/2"	2-5/16"	B-500
DEP-25-2	1-3/4"	3/8"	1/2"	2-5/16"	B-500



DEP-05-2



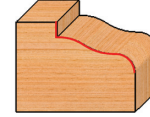
DEP-10-2



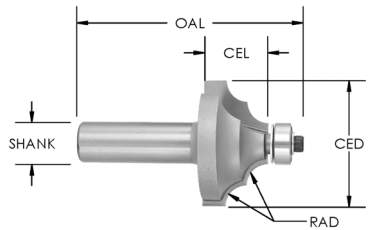
DEP-15-2



DEP-20-2

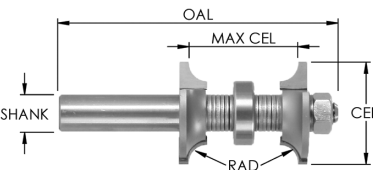
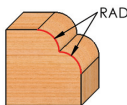


DEP-25-2



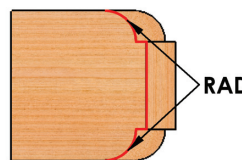
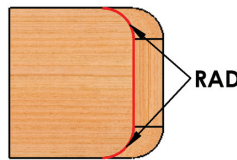
DOUBLE ROUNDOVER

PART #	CED	CEL	SHANK	OAL	RAD	BEARING
DRO-532-2	1-1/8"	1/2"	1/2"	2-3/8"	5/32"	B-500
DRO-732-2	1-3/8"	11/16"	1/2"	11738	7/32"	B-500
DRO-140-2	1-1/2"	3/4"	1/2"	2-5/8"	1/4"	B-500



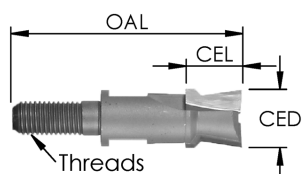
DOOR EDGE BIT

PART #	CED	CEL	SHANK	OAL	RAD	BEARING
DROS-180	1-1/8"	1-5/8"	1/2"	4-1/8"	1/8"	B-875-3125
DROS-316	1-1/4"	1-5/8"	1/2"	4-1/8"	3/16"	B-875-3125
DROS-140	1-3/8"	1-5/8"	1/2"	4-1/8"	1/4"	B-875-3125



NOTE:

for a 1/16" bead use B-750-516 bearing
for a 1/8" bead use B-625-516 bearing

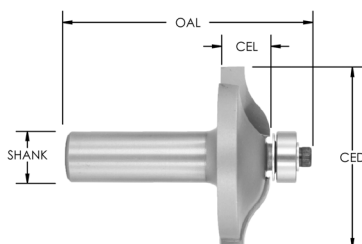


DODDS DOVETAIL BIT

PART #	CED	CEL	THREADS	OAL	ANGLE	ROTATION
DTD-550-ML	.550	1/2"	5/16-24 LH	2"	9 DEG	LEFT-HAND
DTD-550-MR	.550	1/2"	5/16-24	2"	9 DEG	RIGHT-HAND


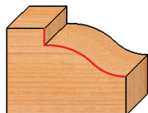


Dodds is a registered trademark of the Alexander Dodds Company



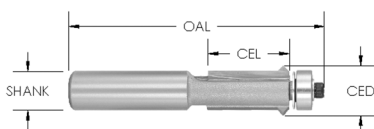
ELLIPSE OGEE BIT

PART #	CED	CEL	SHANK	OAL	BEARING
EOG-4	1-3/4"	1/2"	1/4"	2-1/8"	B-500
EOG-2	1-3/4"	1/2"	1/2"	2-3/8"	B-500




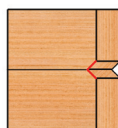
FURNITURE/BOX MAKER BIT

PART #	CED	CEL	SHANK	OAL	BEARING
FBM-9205	1-1/2"	1-5/8"	1/2"	3-9/16"	B-500



FACE FRAME BIT

PART #	CED	CEL	SHANK	OAL	BEARING
FFB-580-4	5/8"	1"	1/4"	2-13/16"	B-500
FFB-580-2	5/8"	1"	1/2"	2-3/16"	B-500



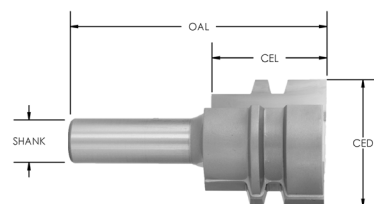
FINGER JOINT BIT

PART #	CED	CEL	SHANK	MAX	FINGER DEPTH
FJ-05-2	1-9/16"	1-1/4"	1/2"	1-1/4"	7/32"




NOTE: max material thickness 1-1/4"

NOTE: bearing B-1125

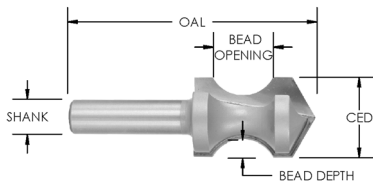


GLUE JOINT BIT

PART #	CED	CEL	SHANK	OAL
GJ-05-02	1-1/2"	1-1/4"	1/2"	2-3/4"


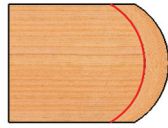


NOTE: max material thickness 1-1/4"



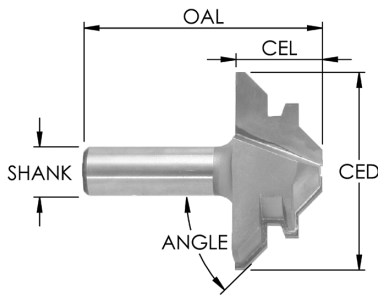

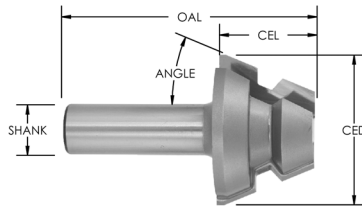
HANG GRIP BIT

PART #	CED	CEL	SHANK	OAL	BEAD OPEN	BEAD DEPTH
HGP-120	1-1/8"	1-3/4"	1/2"	3-1/2"	7/8"	1/4"



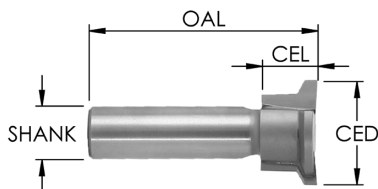
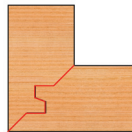
LOCK MITER BIT, 22.5 DEG

PART #	CED	CEL	SHANK	OAL	ANGLE
LM-225	1-15/32"	15/16"	1/2"	2-7/16"	22.5 DEG



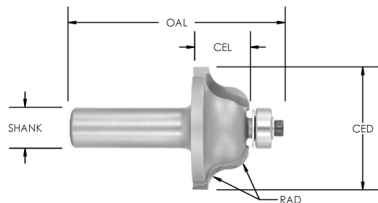
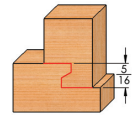
LOCK MITER BIT, 45 DEGREE

PART #	CED	CEL	SHANK	OAL	ANGLE
LM-2000-2	2"	7/8"	1/2"	2-3/8"	45 DEG



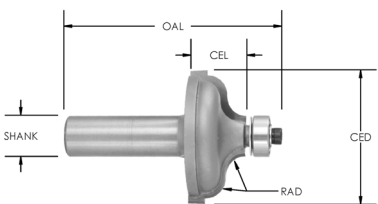
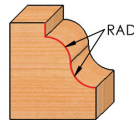
LOCKING DRAWER GLUE JOINT

PART #	CED	CEL	SHANK	OAL
LD-100-2	1"	1/2"	1/2"	2-1/8"



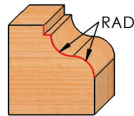
OGEE BIT

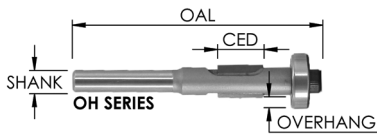
PART #	CED	CEL	SHANK	OAL	RAD	BEARING
OG-532-4	1-1/8"	9/16"	1/4"	2-1/4"	5/32"	B-500
OG-140-4	1-1/2"	11/16"	1/4"	2-3/8"	1/4"	B-500
OG-532-2	1-1/8"	9/16"	1/2"	2-1/2"	5/32"	B-500
OG-140-2	1-1/2"	11/16"	1/2"	2-5/8"	1/4"	B-500
OG-380-2	2"	15/16"	1/2"	2-7/8"	3/8"	B-500



OGEE FILLET BIT

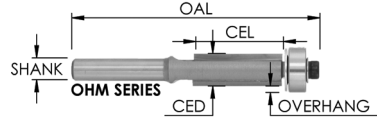
PART #	CED	CEL	SHANK	OAL	RAD	BEARING
OGF-316-4	1-3/8"	9/16"	1/4"	2-3/16"	3/16"	B-500
OGF-140-4	1-5/8"	11/16"	1/4"	2-3/8"	1/4"	B-500
OGF-316-2	1-3/8"	9/16"	1/2"	2-1/2"	3/16"	B-500
OGF-140-2	1-5/8"	11/16"	1/2"	2-5/8"	1/4"	B-500



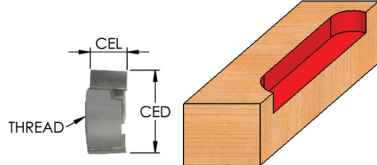


OVERHANG BIT

PART #	CED	CEL	SHANK	OAL	OVERHANG	BEARING
OH-116-4	3/8"	1/2"	1/4"	2-5/8"	1/16"	B-500A
OH-180-4	3/8"	1/2"	1/4"	2-5/8"	1/8"	B-625
OH-316-4	3/8"	1/2"	1/4"	2-3/4"	3/16"	B-750
OHM-116A-4	3/8"	1/2"	1/4"	2-1/4"	1/16"	B-500
OHM-180A-4	3/8"	1/2"	1/4"	2-1/4"	1/8"	B-625-1875
OHM-116C-4	3/8"	1"	1/4"	2-3/4"	1/16"	B-500
OHM-180C-4	3/8"	1"	1/4"	2-3/4"	1/8"	B-625-1875

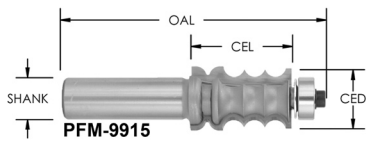


MORTISE BIT


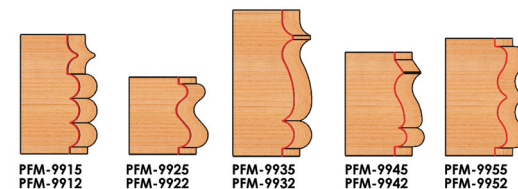
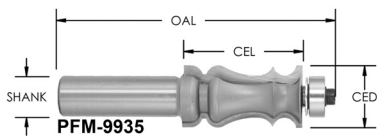
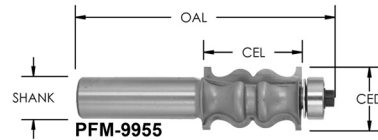
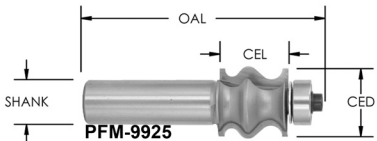


PART #	CED	CEL	OAL	THREAD
MBD-12-THD	1/2"	1/2"	31/32"	1/4-28
M916516	1-1/4"	1/2"	9/16"	5/16-24
M916250	1-1/4"	1/2"	9/16"	1/4-28

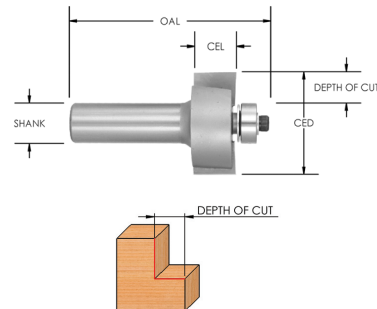
PICTURE FRAME BIT



PART #	CED	CEL	SHANK	OAL	BEARING
PFM-9912	3/4"	1-3/16"	1/4"	2-7/8"	B-500
PFM-9922	3/4"	3/4"	1/4"	2-7/16"	B-500
PFM-9932	3/4"	1-7/16"	1/4"	3-1/8"	B-500
PFM-9942	3/4"	1"	1/4"	2-11/16"	B-500
PFM-9952	3/4"	1-3/16"	1/4"	2-13/16"	B-500
PFM-9915	3/4"	1-3/16"	1/2"	3-1/8"	B-500
PFM-9925	3/4"	3/4"	1/2"	2-11/16"	B-500
PFM-9935	3/4"	1-7/16"	1/2"	3-3/8"	B-500
PFM-9945	3/4"	1"	1/2"	2-15/16"	B-500
PFM-9955	3/4"	1-3/16"	1/2"	3-1/16"	B-500

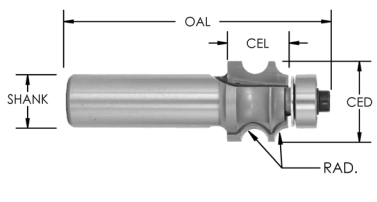


RABBETING BIT

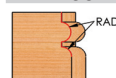


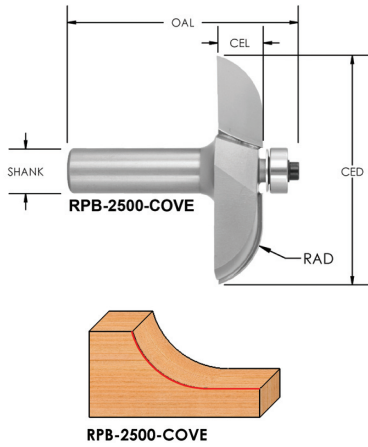
PART #	CED	CEL	SHANK	OAL	DEPTH OF CUT	BEARING
RAB-1140-4	1-1/4"	1/2"	1/4"	2-3/16"	3/8"	B-500
RAB-1140A-4	1-1/4"	1/2"	1/4"	2-1/8"	7/16"	B-375
RAB-1375-4	1-3/8"	1/2"	1/4"	2-1/8"	3/8"	B-500
RAB-1375A-4	1-3/8"	1/2"	1/4"	2-1/16"	7/16"	B-375
RAB-1140-2	1-1/4"	1/2"	1/2"	2-7/16"	3/8"	B-500
RAB-1140A-2	1-1/4"	1/2"	1/2"	2-3/8"	7/16"	B-375
RAB-1375-2	1-3/8"	1/2"	1/2"	2-3/8"	3/8"	B-500
RAB-1375A-2	1-3/8"	1/2"	1/2"	2-5/16"	7/16"	B-375
RAB-2000-2	2"	1"	1/2"	3"	3/4"	B-500

ROUNDING EDGE BEADING BIT



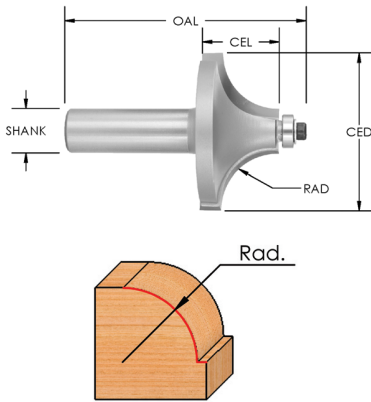
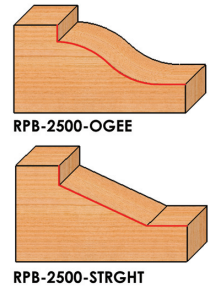
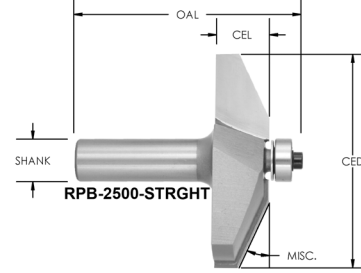
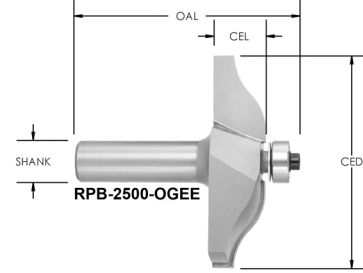
PART #	CED	CEL	SHANK	OAL	RAD	BEARING
REB-116-2	5/8"	7/16"	1/2"	2-5/16"	1/16"	B-500
REB-180-2	3/4"	9/16"	1/2"	2-7/16"	1/8"	B-500
REB-532-2	13/16"	3/4"	1/2"	2-5/8"	5/32"	B-500





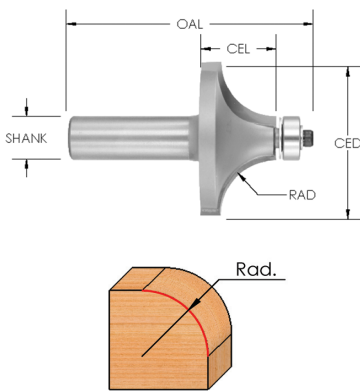
MEDIUM RAISED PANEL BIT

PART #	CED	CEL	SHANK	OAL	MISC	BEARING
RPB-2500-COVE	2-1/2"	1/2"	1/2"	2-1/2"	11/16" RAD	B-500
RPB-2500-OGEE	2-1/2"	5/8"	1/2"	2-5/8"	--	B-500
RPB-2500-STRGHT	2-1/2"	5/8"	1/2"	2-5/8"	25 DEG	B-500



BEADING BIT

PART#	CED	CEL	SHANK	OAL	RAD	BEARING
ROB-116-4	5/8"	3/8"	1/4"	2-13/16"	1/16"	B-375
ROB-180-4	3/4"	1/2"	1/4"	2-1/8"	1/8"	B-375
ROB-316-4	7/8"	1/2"	1/4"	2-1/8"	3/16"	B-375
ROB-140-4	1"	1/2"	1/4"	2-1/8"	1/4"	B-375
ROB-516-4	1-1/8"	9/16"	1/4"	2-3/16"	5/16"	B-375
ROB-380-4	1-1/4"	5/8"	1/4"	2-3/16"	3/8"	B-375
ROB-716-4	1-3/8"	11/16"	1/4"	2-5/16"	7/16"	B-375
ROB-120-4	1-1/2"	3/4"	1/4"	2-5/16"	1/2"	B-375
ROB-180-2	3/4"	1/2"	1/2"	2-3/8"	1/8"	B-375
ROB-316-2	7/8"	1/2"	1/2"	2-3/8"	3/16"	B-375
ROB-140-2	1"	1/2"	1/2"	2-3/8"	1/4"	B-375
ROB-516-2	1-1/8"	9/16"	1/2"	2-7/16"	5/16"	B-375
ROB-380-2	1-1/4"	5/8"	1/2"	2-7/16"	3/8"	B-375
ROB-716-2	1-3/8"	11/16"	1/2"	2-9/16"	7/16"	B-375
ROB-120-2	1-1/2"	3/4"	1/2"	2-9/16"	1/2"	B-375
ROB-916-2	1-5/8"	13/16"	1/2"	2-5/8"	9/16"	B-375
ROB-580-2	1-3/4"	27/32"	1/2"	2-11/16"	5/8"	B-375
ROB-340-2	2"	1"	1/2"	2-13/16"	3/4"	B-375
ROB-780-2	2-1/4"	1-1/16"	1/2"	3-3/16"	7/8"	B-375
ROB-100-2	2-1/2"	1-1/4"	1/2"	3-5/16"	1"	B-375

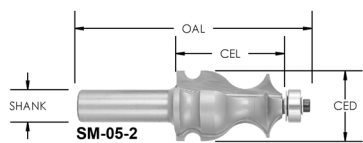


ROUNDROVER BIT

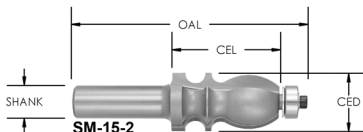
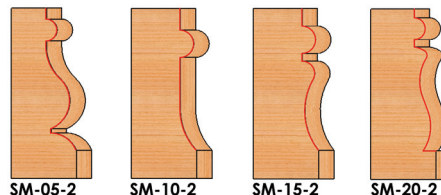
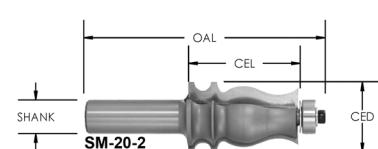
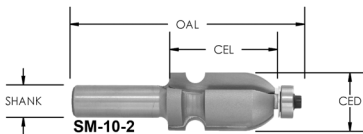
PART#	CED	CEL	SHANK	OAL	RAD	BEARING
RO-116-4	5/8"	1/4"	1/4"	2-7/8"	1/16"	B-500
RO-180-4	3/4"	1/2"	1/4"	2-3/16"	1/8"	B-500
RO-316-4	7/8"	1/2"	1/4"	2-3/16"	3/16"	B-500
RO-140-4	1"	1/2"	1/4"	2-3/16"	1/4"	B-500
RO-516-4	1-1/8"	9/16"	1/4"	2-1/4"	5/16"	B-500
RO-380-4	1-1/4"	5/8"	1/4"	2-1/4"	3/8"	B-500
RO-716-4	1-3/8"	11/16"	1/4"	2-3/8"	7/16"	B-500
RO-120-4	1-1/2"	3/4"	1/4"	2-3/8"	1/2"	B-500
RO-180-2	3/4"	1/2"	1/2"	2-7/16"	1/8"	B-500
RO-316-2	7/8"	1/2"	1/2"	2-7/16"	3/16"	B-500
RO-140-2	1"	1/2"	1/2"	2-7/16"	1/4"	B-500
RO-516-2	1-1/8"	9/16"	1/2"	2-1/2"	5/16"	B-500
RO-380-2	1-1/4"	5/8"	1/2"	2-1/2"	3/8"	B-500
RO-716-2	1-3/8"	11/16"	1/2"	2-5/8"	7/16"	B-500
RO-120-2	1-1/2"	3/4"	1/2"	2-5/8"	1/2"	B-500
RO-916-2	1-5/8"	13/16"	1/2"	2-11/16"	9/16"	B-500
RO-580-2	1-3/4"	27/32"	1/2"	2-3/4"	5/8"	B-500
RO-340-2	2"	1"	1/2"	2-7/8"	3/4"	B-500
RO-780-2	2-1/4"	1-1/16"	1/2"	3-1/4"	7/8"	B-500
RO-100-2	2-1/2"	1-1/4"	1/2"	3-3/8"	1"	B-500
RO-1180-2	3"	1-1/2"	1/2"	3-11/16"	1-1/8"	B-750
RO-1140-2	3-1/4"	1-5/8"	1/2"	3-13/16"	1-1/4"	B-750
RO-1380-2	3-1/2"	1-3/4"	1/2"	3-15/16"	1-3/8"	B-750
RO-1120-2	3-3/4"	1-7/8"	1/2"	4-1/16"	1-1/2"	B-750

CARBIDE TIPPED BITS

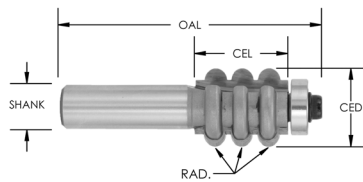
SPECIALTY MOLDING BIT



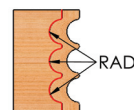
PART #	CED	CEL	SHANK	OAL	BEARING
SM-05-2	1-1/16"	1-5/8"	1/2"	3-9/16"	B-500
SM-10-2	7/8"	1-5/8"	1/2"	3-1/2"	B-500
SM-15-2	7/8"	1-5/8"	1/2"	3-9/16"	B-500
SM-20-2	1"	1-5/8"	1/2"	3-1/2"	B-500



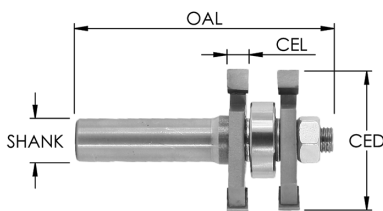
TRIPLE FLUTE BIT



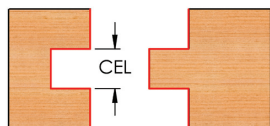
PART #	CED	CEL	SHANK	OAL	RAD	BEARING
TFB-9905	7/8"	1"	1/2"	2-15/16"	1/8"	B-625



TONGUE AND GROOVE

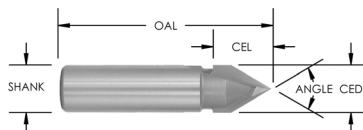


PART #	CED	CEL	SHANK	OAL	BEARING
TG-932-2	1-5/8"	9/32"	1/2"	2-15/16"	B-78-516

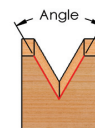


NOTE: ARBOR USED A516-1316-2

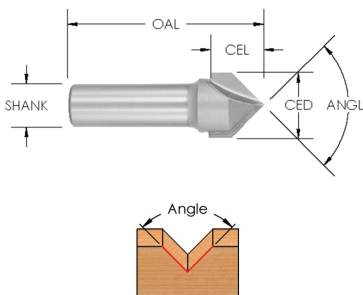
V-GROOVE BIT, 60 DEG



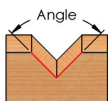
PART #	CED	CEL	SHANK	OAL	ANGLE
VG-120-4-60	1/2"	5/8"	1/4"	2"	60 DEG
VG-120-2-60	1/2"	5/8"	1/2"	2-1/4"	60 DEG



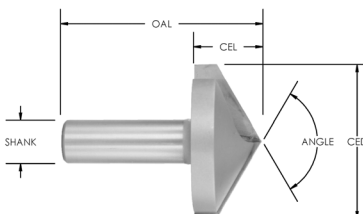
V-GROOVE BIT, 90 DEG



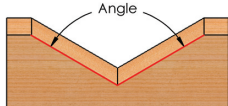
PART #	CED	CEL	SHANK	OAL	ANGLE
VG-140-4	1/4"	5/16"	1/4"	1-5/8"	90 DEG
VG-380-4	3/8"	3/16"	1/4"	1-7/8"	90 DEG
VG-580-2	5/8"	5/16"	1/2"	2-1/8"	90 DEG
VG-340-2	3/4"	3/8"	1/2"	2-1/4"	90 DEG
VG-1000-2	1"	1/2"	1/2"	2-3/8"	90 DEG
VG-1120-2	1-1/2"	3/4"	1/2"	2-7/8"	90 DEG



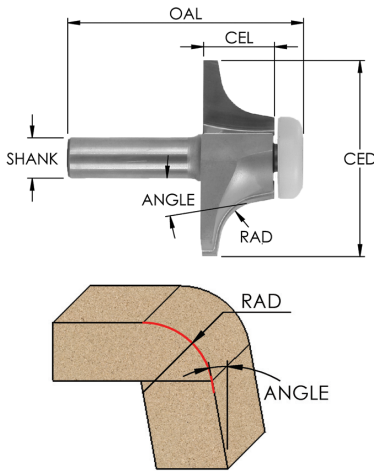
V-GROOVE BIT, 120 DEG



PART #	CED	CEL	SHANK	OAL	ANGLE
VG-1340	1-3/4"	1/2"	1/2"	2-1/4"	120 DEG



SOLID SURFACE BITS



SOLID SURFACE BOWL BIT

PART #	CED	CEL	SHANK	OAL	ANGLE	MATERIAL	BEARING
820-0140	2-1/8"	1"	1/2"	2-15/16"	20 DEG	1/2"	BR-78A10
820-0145	2-1/4"	1-1/4"	1/2"	3-3/16"	20 DEG	3/4"	BR-78A10
820-0150	2-1/8"	7/8"	3/8"	2-13/16"	10 DEG	1/2"	BR-1R5
820-0155	2-3/8"	7/8"	1/2"	2-13/16"	10 DEG	1/2"	BR-1R5
820-0160	2-1/2"	1-1/8"	1/2"	3-1/16"	10 DEG	3/4"	BR-1R5
820-0165	2-1/2"	1-1/8"	3/4"	3-1/16"	10 DEG	3/4"	BR-1R5
820-0166	2-1/2"	1-3/8"	1/2"	3-5/16"	10 DEG	1"	BR-1R5
820-0152	2-1/8"	7/8"	3/8"	2-13/16"	13 DEG	1/2"	BR-1R5
820-0157	2-3/8"	7/8"	1/2"	2-13/16"	13 DEG	1/2"	BR-1R5
820-0161	2-1/2"	1-1/8"	1/2"	3-1/16"	13 DEG	3/4"	BR-1R5
820-0164	2-1/2"	1-1/8"	3/4"	3-1/16"	13 DEG	3/4"	BR-1R5

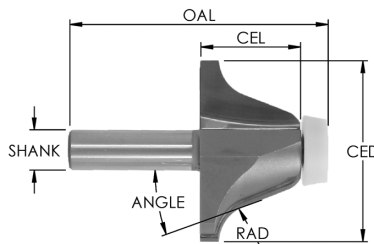
NOTE: 820-0140, 820-0145 is for use on Corian® bowls 802,809,810,871

NOTE: 820-0150 through 820-0166 is for use on Avonite®, Corian®, Fountainhead® and Formica® bowls, Transolid® and Hi-Macs® sinks.

NOTE: 820-0152 through 820-0164 is for use on Gruber®, Royal Stone®, Transolid® and Hi-Macs® bowls.

NOTE: 820-0150 through 820-0164 tools are supplied with a recessed screw.

NOTE: RECESSED SCREW PART # **SW1032R**

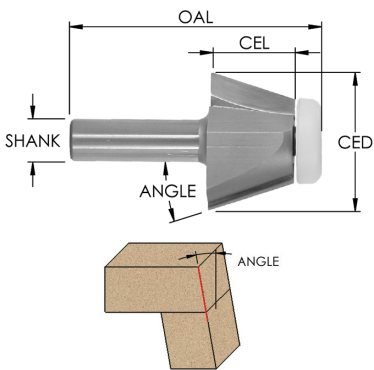


SOLID SURFACE OEGE BOWL BIT

PART #	CED	CEL	SHANK	OAL	ANGLE	MATERIAL	BEARING
823-0130	2-1/8"	1"	1/2"	2-15/16"	20 DEG	1/2"	BR-78A10
823-0135	2-1/4"	1-1/4"	1/2"	3-3/16"	20 DEG	3/4"	BR-78A10

NOTE: use on Corian® bowls 802,809,810,871.

NOTE: RECESSED SCREW PART # **SW1032R**



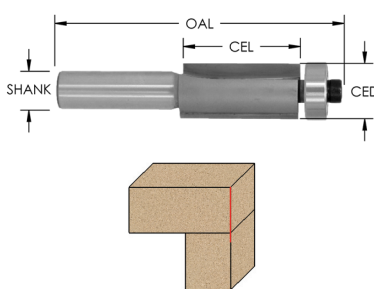
SOLID SURFACE BEVEL BIT

PART #	CED	CEL	SHANK	OAL	ANGLE	MATERIAL	BEARING
825-0170	1-3/8"	1"	1/2"	2-15/16"	10 DEG	1/2" TO 3/4"	BR-1R5
825-0171	1-9/16"	1-1/4"	1/2"	3-3/16"	10 DEG	1"	BR-1R5
825-0172	1-3/4"	1-3/4"	1/2"	3-11/16"	10 DEG	1-1/2"	BR-1R5
825-0185	1-3/8"	1"	1/2"	2-15/16"	12 DEG	1/2" TO 3/4"	BR-1R5
825-0186	1-9/16"	1-1/4"	1/2"	3-3/16"	12 DEG	1"	BR-1R5
825-0187	1-3/4"	1-3/4"	1/2"	3-11/16"	12 DEG	1-1/2"	BR-1R5

NOTE: 825-0170 through 825-0172 use on Avonite®, Cerata®, Corian®.

NOTE: 825-0185 through 825-0187 use on Royal Stone® bowls, Gruber®, and Staron®.

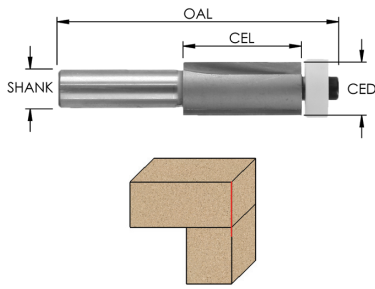
NOTE: ALL TOOLS SUPPLIED WITH A RECESSED SCREW PART # **SW1032R**



SOLID SURFACE FLUSH TRIM BIT

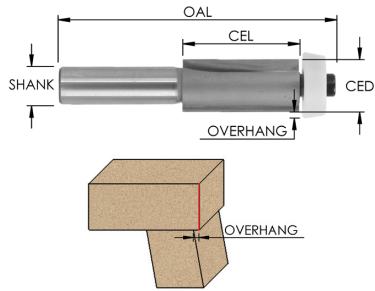
PART #	CED	CEL	SHANK	OAL	MATERIAL	BEARING
FTB-343	3/4"	1"	1/2"	3-1/4"	1/2" TO 3/4"	B-750
FTB-345	3/4"	1-1/4"	1/2"	3-1/2"	1"	B-750
FTB-347	3/4"	1-1/2"	1/2"	3-3/4"	1-1/4"	B-750
FTB-349	3/4"	2"	1/2"	4-1/4"	1-3/4"	B-750

Avonite®, Corian®, Fountainhead®, Formica®, Transolid®, Hi-Macs®, Gruber®, Royal Stone®, Cerata® and Staron® are all registered trademarks



SOLID SURFACE FLUSH TRIM BIT

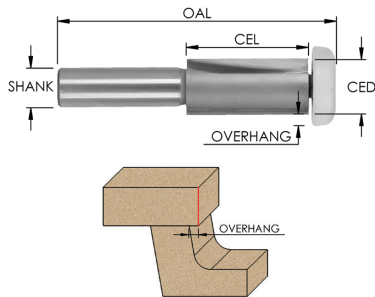
PART #	CED	CEL	SHANK	OAL	MATERIAL	BEARING
830-0212	3/4"	1"	1/2"	3-1/8"	1/2" TO 3/4"	BR-750
830-0217	3/4"	1-1/4"	1/2"	3-3/8"	1"	BR-750
830-0222	3/4"	1-1/2"	1/2"	3-5/8"	1-1/4"	BR-750
830-0227	3/4"	2"	1/2"	4-1/8"	1-3/4"	BR-750



SOLID SURFACE OVERHANG TRIM BIT

PART #	CED	CEL	SHANK	OAL	MATERIAL	BEARING
830-0275	3/4"	1"	1/2"	3-1/8"	1/2" TO 3/4"	BR-78A10
830-0285	3/4"	1-1/4"	1/2"	3-3/8"	1"	BR-78A10
830-0295	3/4"	1-1/2"	1/2"	3-5/8"	1-1/4"	BR-78A10
830-0297	3/4"	2"	1/2"	4-1/8"	1-3/4"	BR-78A10

NOTE: all tools above produce a 1/16" overhang.



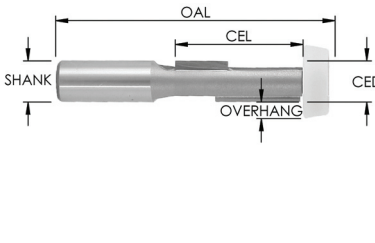
SOLID SURFACE OVERHANG TRIM BIT

PART #	CED	CEL	SHANK	OAL	MATERIAL	BEARING
830-0280	3/4"	1"	1/2"	3-1/8"	1/2" TO 3/4"	BR-1R5
830-0290	3/4"	1-1/4"	1/2"	3-3/8"	1"	BR-1R5
830-0296	3/4"	1-1/2"	1/2"	3-5/8"	1-1/4"	BR-1R5
830-0298	3/4"	2"	1/2"	4-1/8"	1-3/4"	BR-1R5

NOTE: all tools above produce a 1/8" overhang.

NOTE: all tools above are supplied with a recessed screw.

NOTE: RECESSED SCREW PART # SW1032R

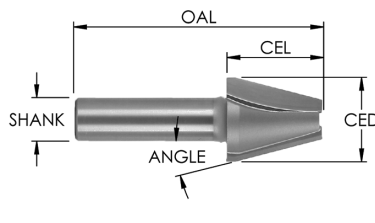


SOLID SURFACE STAGGERED OVERHANG TRIM BIT

PART #	CED	CEL	SHANK	OAL	OVERHANG	BEARING
830-0245	1/2"	1-3/8"	1/2"	3-5/16"	1/8"	BR-34A5
830-0255	1/2"	1-3/8"	1/2"	3-5/16"	7/32"	BR-1516A5

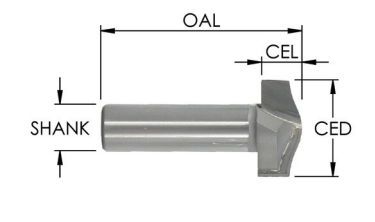
NOTE: all tools above are supplied with a recessed screw.

NOTE: RECESSED SCREW PART # SW1032R



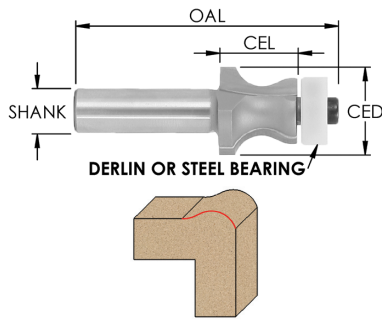
SOLID SURFACE FLUSH TRIM BIT

PART #	CED	CEL	SHANK	OAL	ANGLE
SSCH-15	3/4"	1"	1/2"	2-7/8"	15 DEG



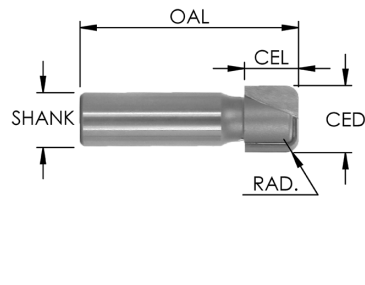
SOLID SURFACE VERTICAL NO DRIP BIT

PART #	CED	CEL	SHANK	OAL
840-0115	1"	7/16"	1/2"	2-3/32"



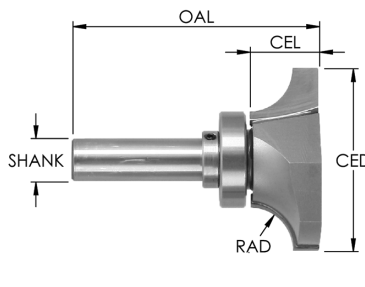
SOLID SURFACE NO DRIP BIT

PART #	CED	CEL	SHANK	OAL	BEARING
840-0100	1"	7/8"	1/2"	3"	B-750R
840-0102	1"	7/8"	1/2"	3"	BR-750
840-0105	1"	1-1/8"	1/2"	3-1/4"	B-750R
840-0107	1"	1-1/8"	1/2"	3-1/4"	BR-750



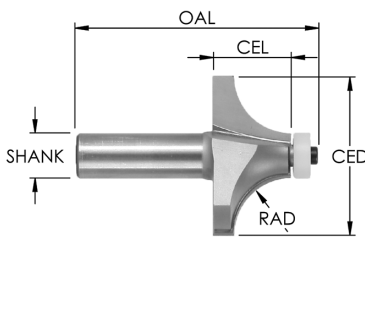
SOLID SURFACE DRAINBOARD BIT

PART #	CED	CEL	SHANK	OAL	RAD
847-0050	1/2"	1/2"	1/2"	2"	1/8"
847-0052	5/8"	1/2"	1/2"	2"	1/8"
847-0054	3/4"	1/2"	1/2"	2"	1/8"
847-0056	1"	1/2"	1/2"	2"	1/8"



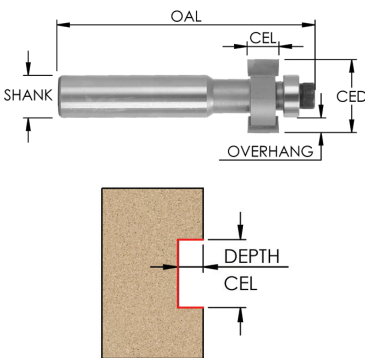
SOLID SURFACE UNDER ROUNDING BIT

PART #	CED	CEL	SHANK	OAL	RAD	BEARING
842-0140	1-5/8"	3/8"	1/2"	2-7/8"	1/4"	B-1125R
842-0380	1-7/8"	1/2"	1/2"	3-1/6"	3/8"	B-1125R
842-0120	2-1/8"	3/4"	1/2"	3-3/16"	1/2"	B-1125R
842-0340	2-5/8"	1"	1/2"	3-7/16"	3/4"	B-1125R



SOLID SURFACE ROUNDROVER BIT

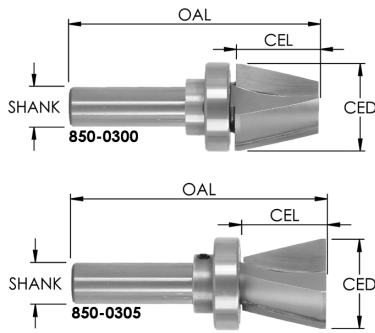
PART #	CED	CEL	SHANK	OAL	RAD	BEARING
845-0140-2	1"	1/2"	1/2"	2-3/8"	1/4"	BR-500
845-0516-2	1-1/8"	9/16"	1/2"	2-7/16"	5/16"	BR-500
845-0380-2	1-1/4"	5/8"	1/2"	2-7/16"	3/8"	BR-500
845-0120-2	1-1/2"	3/4"	1/2"	2-9/16"	1/2"	BR-500
845-0340-2	2"	1"	1/2"	2-13/16"	3/4"	BR-500




SOLID SURFACE INLAY BIT

PART #	CED	CEL	SHANK	OAL	OVERHANG	BEARING
847-0180	7/8"	1/8"	1/2"	2-3/4"	3/16"	B-500A
847-0182	7/8"	1/8"	1/2"	2-3/4"	1/8"	B-625
847-0184	7/8"	1/8"	1/2"	2-7/8"	1/16"	B-750
847-0140	7/8"	1/4"	1/2"	2-7/8"	3/16"	B-500A
847-0142	7/8"	1/4"	1/2"	2-7/8"	1/8"	B-625
847-0144	7/8"	1/4"	1/2"	3"	1/16"	B-750
847-0380	7/8"	3/8"	1/2"	3"	3/16"	B-500A
847-0382	7/8"	3/8"	1/2"	3"	1/8"	B-625
847-0384	7/8"	3/8"	1/2"	3-1/8"	1/16"	B-750
847-0120	7/8"	1/2"	1/2"	3-1/8"	3/16"	B-500A
847-0122	7/8"	1/2"	1/2"	3-1/8"	1/8"	B-625
847-0124	7/8"	1/2"	1/2"	3-1/4"	1/16"	B-750
847-0340	7/8"	3/4"	1/2"	3-3/8"	3/16"	B-500A
847-0342	7/8"	3/4"	1/2"	3-3/8"	1/8"	B-625
847-0344	7/8"	3/4"	1/2"	3-1/2"	1/16"	B-750

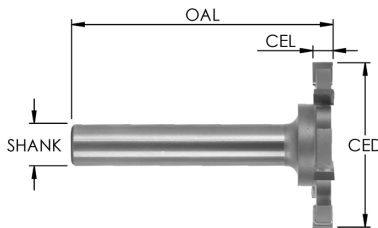
SOLID SURFACE DOVETAIL REPAIR BIT



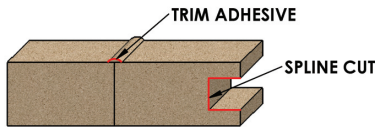
PART #	CED	CEL	SHANK	OAL	BEARING
850-0300	1-1/8"	1"	1/2"	3-1/8"	B-1125R
850-0305	1-1/8"	1"	1/2"	3-1/16"	B-1125R



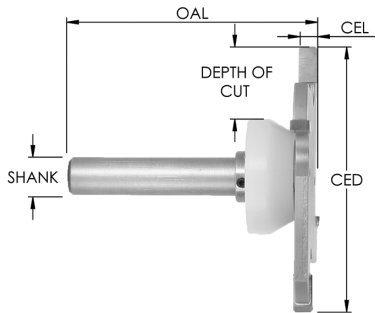
SOLID SURFACE ROUNDOVER BIT



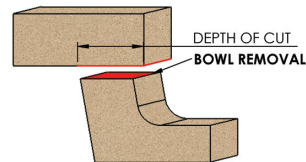
PART #	CED	CEL	SHANK	OAL
850-0450	1-5/8"	3/8"	1/2"	2-1/8"



SOLID SURFACE 4 WING BOWL REMOVAL BIT




PART #	CED	CEL	SHANK	OAL	DEPTH	BEARING
850-0465	3-5/8"	1/4"	1/2"	3-1/4"	1-1/16"	BR-112A30
850-0466	3-5/8"	1/4"	1/2"	3-1/4"	1-1/4"	B-1125R
850-0470	3"	3/16"	1/2"	3-3/16"	15/16"	B-1125R



NOTE: 850-0465, 850-0466 use on all bowls except Corian® bowls

NOTE: 850-0465 use on all bowls Corian® bowls.

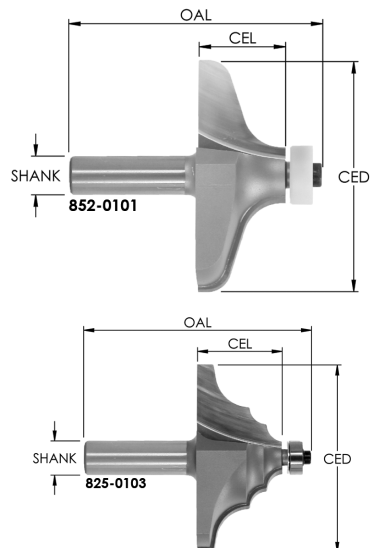
SOLID SURFACE PLUG CUTTER SET



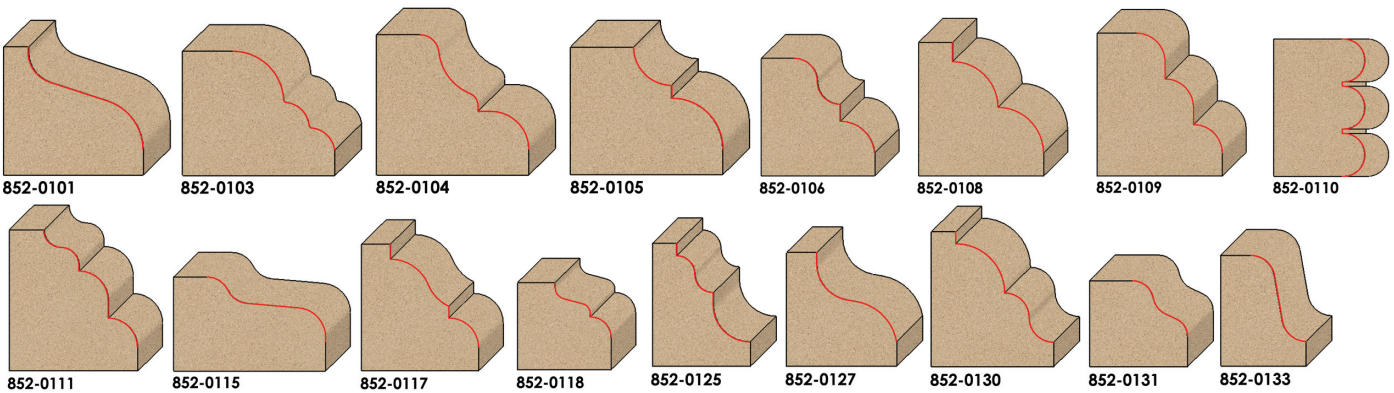
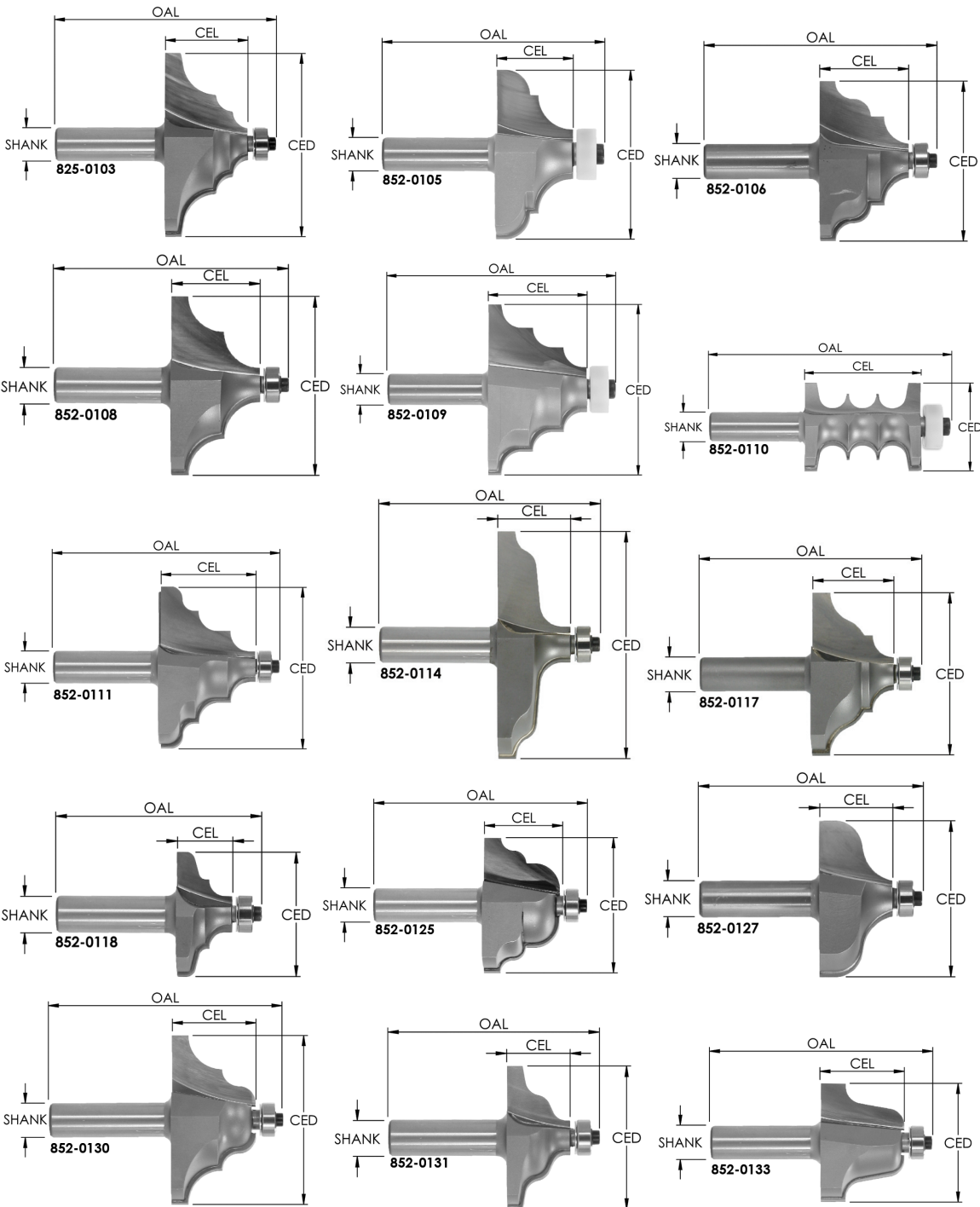
PART #	PLUG	SHANK
850-0175	1-3/4"	1/2"




SOLID SURFACE PROFILE BIT



PART #	CED	CEL	SHANK	OAL	BEARING
852-0101	3"	1-1/8"	1/2"	3-1/4"	BR-750
852-0103	2-3/4"	1-1/4"	1/2"	3-5/16"	B-500
852-0104	3"	1-3/8"	1/2"	3-1/2"	BR-750
852-0105	2-1/2"	1-1/8"	1/2"	3-1/4"	BR-750
852-0106	2-1/4"	1-1/4"	1/2"	3-5/16"	B-500
852-0108	2-1/2"	1-1/4"	1/2"	3-5/16"	B-500
852-0109	2-3/4"	1-5/8"	1/2"	3-3/4"	BR-750
852-0110	1-1/2"	2"	1/2"	4-1/16"	B-500
852-0111	2-1/2"	1-1/2"	1/2"	3-9/16"	B-500
852-0115	3-1/8"	1"	1/2"	3-1/16"	B-500
852-0117	2-3/8"	1-3/16"	1/2"	3-1/4"	B-500
852-0118	1-11/16"	3/4"	1/2"	2-13/16"	B-500
852-0125	2"	1-1/8"	1/2"	3-3/16"	B-500
852-0127	2-1/8"	1"	1/2"	3-1/16"	B-500
852-0130	2-1/2"	1-1/4"	1/2"	3-5/16"	B-500
852-0131	2"	7/8"	1/2"	2-15/16"	B-500
852-0133	1-3/4"	1-1/4"	1/2"	3-5/16"	B-500




DOOR BITS



2 WING DOOR DRILL BIT


PART #	CED	SHANK	OAL	FLAT
2CT-218	2-1/8"	1/2"	6"	W/O FLAT
2CT-218F	2-1/8"	1/2"	6"	W/ FLAT



3 WING DOOR DRILL BIT


PART #	CED	SHANK	OAL
3CT-012	1/2"	1/2"	6"
3CT-916	9/16"	1/2"	6"
3CT-058	5/8"	1/2"	6"
3CT-1116	11/16"	1/2"	6"
3CT-034	3/4"	1/2"	6"
3CT-1316	13/16"	1/2"	6"
3CT-078	7/8"	1/2"	6"
3CT-1516	15/16"	1/2"	6"
3CT-100	1"	1/2"	6"
3CT-118	1-1/8"	1/2"	6"
3CT-114	1-1/4"	1/2"	6"
3CT-138	1-3/8"	1/2"	6"
3CT-112	1-1/2"	1/2"	6"
3CT-158	1-5/8"	1/2"	6"
3CT-134	1-3/4"	1/2"	6"
3CT-178	1-7/8"	1/2"	6"
3CT-200	2"	1/2"	6"
3CT-218	2-1/8"	1/2"	6"
3CT-214	2-1/4"	1/2"	6"
3CT-238	2-3/8"	1/2"	6"
3CT-212	2-1/2"	1/2"	6"

FOR A FLAT ON THE SHANK ADD AN "F" TO THE END OF THE PART NUMBER. EXAMPLE 3CT-218F




DOOR KNOB BIT

PART #	CED	SHANK	OAL	FLAT
DKD-2125	2-1/8"	1/2"	5-3/4"	W/O FLAT
DKD-2125F	2-1/8"	1/2"	5-3/4"	W/ FLAT
DKD-2125-3F	2-1/8"	1/2"	5-3/4"	W/ 3 FLATS




3 WING DOOR KNOB BIT

PART #	CED	SHANK	OAL	FLAT
DKD-3	2-1/8"	1/2"	5-3/4"	W/O FLAT
DKD-3F	2-1/8"	1/2"	5-3/4"	W/ FLAT
DKD-3-750	2-1/8"	3/4"	5-3/4"	W/O FLAT
DKD-3F-750	2-1/8"	3/4"	5-3/4"	W/ FLAT



LATCH BORE WITH SHANK

PART #	CED	SHANK	OAL	FLAT
LBB500-7/8	7/8"	1/2"	6-1/4"	W/O FLAT
LBB500-7/8F	7/8"	1/2"	6-1/4"	W/FLAT
LBB500-15/16	15/16"	1/2"	6-1/4"	W/O FLAT
LBB500-15/16F	15/16"	1/2"	6-1/4"	W/ FLAT
LBB500	1"	1/2"	6-1/4"	W/O FLAT
LBB500F	1"	1/2"	6-1/4"	W/ FLAT
LBB500-1116	1-1/16"	1/2"	6-1/4"	W/O FLAT
LBB500F-1116	1-1/16"	1/2"	6-1/4"	W/ FLAT

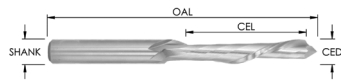


LATCH BORE WITH THREADED END

PART #	CED	OAL	THREAD
LBB716T-7/8	7/8"	5-7/8"	7/16" X 14
LBB716T-15/16	15/16"	5-7/8"	7/16" X 14
LBB716T	1"	5-7/8"	7/16" X 14
LBB716T-1116	1-1/16"	5-7/8"	7/16" X 14

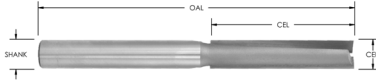
DOOR BITS

TOOLCO
INDUSTRIAL CORPORATION



HIGH SPEED STEEL DOORLITE BIT

PART #	CED	CEL	SHANK	OAL	COATING	HELIX
HSD-120-FS	1/2"	2-1/2"	1/2"	5-1/2"	NONE	30 deg
HSD-120-FSAL	1/2"	2-1/2"	1/2"	5-1/2"	Altin	30 deg
HSD-120-FSTIN	1/2"	2-1/2"	1/2"	5-1/2"	TIN	30 deg
HSD-120-SS	1/2"	2-1/2"	1/2"	5-1/2"	NONE	18 deg
HSD-120-SSAL	1/2"	2-1/2"	1/2"	5-1/2"	Altin	18 deg
HSD-120-SSTIN	1/2"	2-1/2"	1/2"	5-1/2"	TIN	18 deg

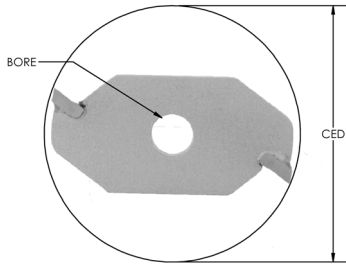


DOORLITE BIT, CT STRAIGHT BIT

PART #	CED	CEL	SHANK	OAL
DL-120B	1/2"	2-1/4"	1/2"	5"
DL-120E	1/2"	2-1/4"	1/2"	5-1/2"


SLOT CUTTERS

2 WING SLOT CUTTERS




PART #	KERF		CED	BORE
	Decimal	FRACTION		
2062	.062"	1/16"	1-7/8"	5/16"
2070	.070"	N/A	1-7/8"	5/16"
2078	.078"	5/64"	1-7/8"	5/16"
2080	.080"	N/A	1-7/8"	5/16"
2093	.093"	3/32"	1-7/8"	5/16"
2125	.125"	1/8"	1-7/8"	5/16"
2157	.156"	NA	1-7/8"	5/16"
2187	.187"	3/16"	1-7/8"	5/16"
2250	.250"	1/4"	1-7/8"	5/16"

3 WING COUNTERBORE SLOT CUTTERS




PART #	KERF		CED	BORE	1/4" SHANK	1/2" SHANK
	DECIMAL	FRACTION				
C3062	.062"	1/16"	1-7/8"	5/16"	AC3062-4	AC3062-2
C3093	.093"	3/32"	1-7/8"	5/16"	AC3093-4	AC3093-2
C3125	.125"	1/8"	1-7/8"	5/16"	AC3125-4	AC3125-2
C3157	.157"	NA	1-7/8"	5/16"	AC3157-4	AC3157-2
C3187	.187"	3/16"	1-7/8"	5/16"	AC3187-4	AC3187-2
C3250	.250"	1/4"	1-7/8"	5/16"	AC3250-4	AC3250-2

3 WING SLOT CUTTERS



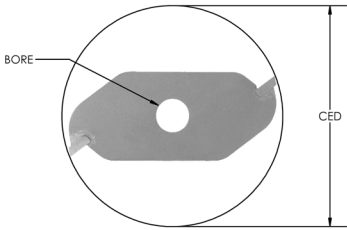
PART #	KERF		CED	BORE
	Decimal	FRACTION		
3050	.050"	n/a	1-7/8"	5/16"
3055	.055"	n/a	1-7/8"	5/16"
3062	.062"	1/16"	1-7/8"	5/16"
3070	.070"	n/a	1-7/8"	5/16"
3078	.078"	5/64"	1-7/8"	5/16"
3080	.080"	n/a	1-7/8"	5/16"
3093	.093"	3/32"	1-7/8"	5/16"
3100	.100"	n/a	1-7/8"	5/16"
3110	.110"	7/64"	1-7/8"	5/16"
3115	.115"	n/a	1-7/8"	5/16"
3125	.125"	1/8"	1-7/8"	5/16"
3156	.156"	5/32"	1-7/8"	5/16"
3157	.156"	NA	1-7/8"	5/16"
3187	.187"	3/16"	1-7/8"	5/16"
3218	.218"	7/32"	1-7/8"	5/16"
3234	.234"	15/64"	1-7/8"	5/16"
3250	.250"	1/4"	1-7/8"	5/16"
3281	.281"	9/32"	1-7/8"	5/16"
3313	.313"	5/16"	1-7/8"	5/16"

4 WING SLOT CUTTERS



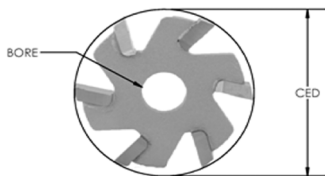
PART #	KERF		CED	BORE
	Decimal	FRACTION		
4062	.062"	1/16"	1-7/8"	5/16"
4070	.070"	n/a	1-7/8"	5/16"
4080	.080"	n/a	1-7/8"	5/16"
4093	.093"	3/32"	1-7/8"	5/16"
4125	.125"	1/8"	1-7/8"	5/16"
4157	.156"	NA	1-7/8"	5/16"
4187	.187"	3/16"	1-7/8"	5/16"
4250	.250"	1/4"	1-7/8"	5/16"
4281	.281"	9/32"	1-7/8"	5/16"
4313	.313"	5/16"	1-7/8"	5/16"

TOPMASTER SLOT CUTTERS




PART #	KERF		CED	BORE	WINGS
	Decimal	FRACTION			
T2060	.060"	n/a	2-1/2"	3/8"	2
T2062	.062"	1/16"	2-1/2"	3/8"	2
T2070	.070"	n/a	2-1/2"	3/8"	2
T2075	.075"	n/a	2-1/2"	3/8"	2
T2080	.080"	n/a	2-1/2"	3/8"	2
T2085	.085"	n/a	2-1/2"	3/8"	2
T2090	.090"	n/a	2-1/2"	3/8"	2
T2093	.093"	3/32"	2-1/2"	3/8"	2
T2095	.095"	n/a	2-1/2"	3/8"	2
T2100	.100"	n/a	2-1/2"	3/8"	2
T2110	.110"	7/64"	2-1/2"	3/8"	2
T2115	.115"	n/a	2-1/2"	3/8"	2
T2125	.125"	1/8"	2-1/2"	3/8"	2
T2130	.130"	n/a	2-1/2"	3/8"	2
T2140	.140"	n/a	2-1/2"	3/8"	2
T2150	.150"	n/a	2-1/2"	3/8"	2
T2160	.160"	n/a	2-1/2"	3/8"	2
T2170	.170"	n/a	2-1/2"	3/8"	2
T2180	.180"	n/a	2-1/2"	3/8"	2
T2190	.190"	n/a	2-1/2"	3/8"	2

DRAWER SLOT CUTTERS




PART #	KERF		CED	BORE	WINGS
	Decimal	FRACTION			
S4187	.187"	3/16"	1-1/4"	5/16"	4
S4250	.250"	1/4"	1-1/4"	5/16"	4
S6187	.187"	3/16"	1-1/4"	5/16"	6
S6250	.250"	1/4"	1-1/4"	5/16"	6
S6281	.281"	9/32"	1-1/4"	5/16"	6

JEMCO SLOT CUTTERS




PART #	KERF		CED	THREAD	WINGS
	Decimal	FRACTION			
J4187	.187"	3/16"	1-1/4"	3/8" X 24	4
J4250	.250"	1/4"	1-1/4"	3/8" X 24	4
J6187	.187"	3/16"	1-1/4"	3/8" X 24	6
J6250	.250"	1/4"	1-1/4"	3/8" X 24	6
J6281	.281"	9/32"	1-1/4"	3/8" X 24	6

SLOT CUTTER ARBORS




PART #	ARBOR		SHANK	OAL
	DIA	LENGTH		
AB516-78-4	5/16"	7/8"	1/4"	2-7/16"
AB516-78-3	5/16"	7/8"	3/8"	2-5/8"
AB516-78-2	5/16"	7/8"	1/2"	2-5/8"
AB516-78A-2	5/16"	7/8"	1/2"	4"

JEMCO ARBORS




PART #	THREAD	SHANK	OAL
SCA-38-4	3/8"-24	1/4"	1-3/4"
SCA-38-3	3/8"-24	3/8"	1-3/4"
SCA-38C-3	3/8"-24	3/8"	3-1/4"
SCA-38-2	3/8"-24	1/2"	1-3/4"

BORING BITS




BRAD POINT,RH

PART #	CED	SHANK	OAL
DB0357RH	3 mm	10 mm	57 mm
DB0557RH	5 mm	10 mm	57 mm
DB0657RH	6 mm	10 mm	57 mm
DB0857RH	8 mm	10 mm	57 mm
DB0370RH	3 mm	10 mm	70 mm
DB0570RH	5 mm	10 mm	70 mm
DB0670RH	6 mm	10 mm	70 mm
DB0870RH	8 mm	10 mm	70 mm




BRAD POINT,LH

PART #	CED	SHANK	OAL
DB0357LH	3 mm	10 mm	57 mm
DB0557LH	5 mm	10 mm	57 mm
DB0657LH	6 mm	10 mm	57 mm
DB0857LH	8 mm	10 mm	57 mm
DB0370LH	3 mm	10 mm	70 mm
DB0570LH	5 mm	10 mm	70 mm
DB0670LH	6 mm	10 mm	70 mm
DB0870LH	8 mm	10 mm	70 mm



THROUGH HOLE V-POINT, RH

PART #	CED	SHANK	OAL
DT0557RH	5 mm	10 mm	57 mm
DT0657RH	6 mm	10 mm	57 mm
DT0857RH	8 mm	10 mm	57 mm
DT0570RH	5 mm	10 mm	70 mm
DT0670RH	6 mm	10 mm	70 mm
DT0870RH	8 mm	10 mm	70 mm




THROUGH HOLE V-POINT, LH

PART #	CED	SHANK	OAL
DT0557LH	5 mm	10 mm	57 mm
DT0657LH	6 mm	10 mm	57 mm
DT0857LH	8 mm	10 mm	57 mm
DT0570LH	5 mm	10 mm	70 mm
DT0670LH	6 mm	10 mm	70 mm
DT0870LH	8 mm	10 mm	70 mm



HINGE BIT,RH

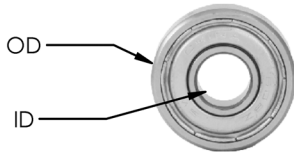
PART #	CED	SHANK	OAL
DH1557RH	15 mm	10 mm	57 mm
DH2057RH	20 mm	10 mm	57 mm
DH2557RH	25 mm	10 mm	57 mm
DH3057RH	30 mm	10 mm	57 mm
DH3557RH	35 mm	10 mm	57 mm
DH1570RH	15 mm	10 mm	70 mm
DH2070RH	20 mm	10 mm	70 mm
DH2570RH	25 mm	10 mm	70 mm
DH3070RH	30 mm	10 mm	70 mm
DH3570RH	35 mm	10 mm	70 mm



HINGE BIT,LH

PART #	CED	SHANK	OAL
DH1557LH	15 mm	10 mm	57 mm
DH2057LH	20 mm	10 mm	57 mm
DH2557LH	25 mm	10 mm	57 mm
DH3057LH	30 mm	10 mm	57 mm
DH3557LH	35 mm	10 mm	57 mm
DH1570LH	15 mm	10 mm	70 mm
DH2070LH	20 mm	10 mm	70 mm
DH2570LH	25 mm	10 mm	70 mm
DH3070LH	30 mm	10 mm	70 mm
DH3570LH	35 mm	10 mm	70 mm

ACCESSORIES




BEARINGS

PART #	OD	ID	DESCRIPTION
B-250	1/4"	1/8"	
B-375	3/8"	1/8"	
B-375A	3/8"	3/16"	
B-500	1/2"	3/16"	
B-500-250	1/2"	1/4"	
B-E500	1/2"	3/16"	EURO-SQUARE
B-625-1875	5/8"	3/16"	
B-625	5/8"	1/4"	
B-625-516	5/8"	5/16"	
B-750	3/4"	1/4"	
B-750-516	3/4"	5/16"	
B-750-12	3/4"	1/2"	
B-E750	3/4"	3/16"	EURO-SQUARE
B-1116-316	11/16"	3/16"	
B-866	22 mm	8 mm	OD - .866, ID - 315
B-875-3125	7/8"	5/16"	
B-78-38	7/8"	3/8"	
B-1125-516	1-1/8"	5/16"	
B-1125	1-1/8"	1/2"	
B-138-12	1-3/8"	1/2"	
B-625R	5/8"	1/4"	RUBBER SEALED
B-745R	19 mm	5 mm	RUBBER SEALED
B-1125R	1-1/8"	1/2"	RUBBER SEALED



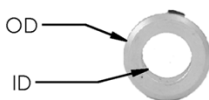
DELRIIN BEARINGS

PART #	OD	ID	DESCRIPTION
BR-500	1/2"	3/16"	FLAT
BR-750	3/4"	1/4"	FLAT
BR-78A10	7/8"	1/4"	10 DEGREE ANGLE
BR-1R5	1"	1/4"	5 DEGREE ANGLE WITH RADIUS
BR-34A5	3/4"	1/4"	5 DEGREE ANGLE
BR-1516A5	15/16"	1/4"	5 DEGREE ANGLE
BR-112A30	1-1/2"	1/2"	30 DEGREE ANGLE



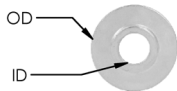
ARBORS

PART #	ARBOR DIA	ARBOR LENGTH	SHANK	OAL
A516-78-4	5/16"	7/8"	1/4"	2-7/16"
A516-78-3	5/16"	7/8"	3/8"	2-5/8"
A516-78-2	5/16"	7/8"	1/2"	2-5/8"
A516-78A-2	5/16"	7/8"	1/2"	4"
A516-1316-4	5/16"	1-3/16"	1/4"	2-3/4"
A516-1316-2	5/16"	1-3/16"	1/2"	2-15/16"
A516-1716-4	5/16"	1-7/16"	1/4"	3"
A516-1716-2	5/16"	1-7/16"	1/2"	3-3/16"
A516-134-2	5/16"	1-3/4"	1/2"	3-3/8"
A12-178-2	1/2"	1-7/8"	1/2"	3-7/8"
A12-218-2	1/2"	2-1/8"	1/2"	4-1/8"
A12-238-2	1/2"	2-3/8"	1/2"	4-3/8"



LOCKING COLLARS

PART #	OD	ID
LCA-5	7/16"	1/4"
LCA-10	11/16"	1/2"



DUST SHIELDS

PART #	OD	ID
12D	1/2"	3/16"
38D	3/8"	1/8"
34D	3/4"	1/4"



SCREWS

PART #	THREAD	DESCRIPTION
SW348	3-48	
SW540	5-40	
SW1032	10-32	
SW1032R	10-32	RECESSED SCREW

TOOLCO



INDUSTRIAL CORPORATION

2010 CATALOG V10.8

© 2010 TOOLCO INDUSTRIAL CORPORATION

DISTRIBUTED BY:

UPS ®/Fed Ex ®:
TOOLCO INDUSTRIAL CORP.
106 INDUSTRIAL DR.
MARION, NC 28752

POST OFFICE:
TOOLCO INDUSTRIAL CORP.
PO BOX 996
MARION, NC 28752

PHONE: 828-652-2273
FAX: 828-652-1850
EMAIL: toolco@toolcobits.com

www.toolcobits.com